

## Graduate Aptitude Test in Engineering

## Notations :

- Options shown in green color and with ✓ icon are correct.
- Options shown in red color and with ✗ icon are incorrect.

**Question Paper Name:** AE:AEROSPACE ENGINEERING 1st Feb shift2  
**Number of Questions:** 65  
**Total Marks:** 100.0

Wrong answer for MCQ will result in negative marks, (-1/3) for 1 mark Questions and (-2/3) for 2 marks Questions.

## General Aptitude

Number of Questions: 10  
 Section Marks: 15.0

Q.1 to Q.5 carry 1 mark each & Q.6 to Q.10 carry 2 marks each.

## Question Number : 1 Question Type : MCQ

Choose the appropriate word/phrase, out of the four options given below, to complete the following sentence:

Apparent lifelessness \_\_\_\_\_ dormant life.

- (A) harbours                      (B) leads to                      (C) supports                      (D) affects

## Options :

- ✓ A
- ✗ B
- ✗ C
- ✗ D

## Question Number : 2 Question Type : MCQ

Fill in the blank with the correct idiom/phrase.

That boy from the town was a \_\_\_\_\_ in the sleepy village.

- (A) dog out of herd                      (B) sheep from the heap  
 (C) fish out of water                      (D) bird from the flock

## Options :

- ✗ A
- ✗ B
- ✓ C
- ✗ D

## Question Number : 3 Question Type : MCQ

Choose the statement where underlined word is used correctly.

- (A) When the teacher eludes to different authors, he is being elusive.  
 (B) When the thief keeps eluding the police, he is being elusive.  
 (C) Matters that are difficult to understand, identify or remember are allusive.  
 (D) Mirages can be allusive, but a better way to express them is illusory.

Options :

1. ✘ A  
 2. ✔ B  
 3. ✘ C  
 4. ✘ D

Question Number : 4 Question Type : MCQ

Tanya is older than Eric.

Cliff is older than Tanya.

Eric is older than Cliff.

If the first two statements are true, then the third statement is:

- (A) True  
 (B) False  
 (C) Uncertain  
 (D) Data insufficient

Options :

1. ✘ A  
 2. ✔ B  
 3. ✘ C  
 4. ✘ D

Question Number : 5 Question Type : MCQ

Five teams have to compete in a league, with every team playing every other team exactly once, before going to the next round. How many matches will have to be held to complete the league round of matches?

- (A) 20                      (B) 10                      (C) 8                      (D) 5

Options :

1. ✘ A  
 2. ✔ B  
 3. ✘ C  
 4. ✘ D

Question Number : 6 Question Type : MCQ

Select the appropriate option in place of underlined part of the sentence.

Increased productivity necessary reflects greater efforts made by the employees.

- (A) Increase in productivity necessary
- (B) Increase productivity is necessary
- (C) Increase in productivity necessarily
- (D) No improvement required

Options :

- 1. ✗ A
- 2. ✗ B
- 3. ✓ C
- 4. ✗ D

Question Number : 7 Question Type : MCQ

Given below are two statements followed by two conclusions. Assuming these statements to be true, decide which one logically follows.

Statements:

- I. No manager is a leader.
- II. All leaders are executives.

Conclusions:

- I. No manager is an executive.
- II. No executive is a manager.

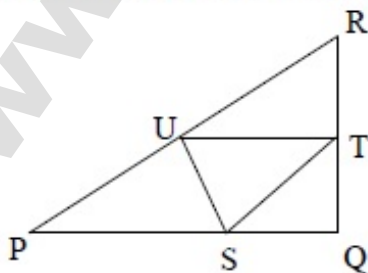
- (A) Only conclusion I follows.
- (B) Only conclusion II follows.
- (C) Neither conclusion I nor II follows.
- (D) Both conclusions I and II follow.

Options :

- 1. ✗ A
- 2. ✗ B
- 3. ✓ C
- 4. ✗ D

Question Number : 8 Question Type : NAT

In the given figure angle Q is a right angle,  $PS:QS = 3:1$ ,  $RT:QT = 5:2$  and  $PU:UR = 1:1$ . If area of triangle QTS is  $20 \text{ cm}^2$ , then the area of triangle PQR in  $\text{cm}^2$  is \_\_\_\_\_.



Correct Answer :

280

Question Number : 9 Question Type : MCQ

Right triangle PQR is to be constructed in the  $xy$  - plane so that the right angle is at P and line PR is parallel to the  $x$ -axis. The  $x$  and  $y$  coordinates of P, Q, and R are to be integers that satisfy the inequalities:  $-4 \leq x \leq 5$  and  $6 \leq y \leq 16$ . How many different triangles could be constructed with these properties?

- (A) 110                      (B) 1,100                      (C) 9,900                      (D) 10,000

Options :

1. ✘ A  
2. ✘ B  
3. ✔ C  
4. ✘ D

Question Number : 10 Question Type : MCQ

A coin is tossed thrice. Let  $X$  be the event that head occurs in each of the first two tosses. Let  $Y$  be the event that a tail occurs on the third toss. Let  $Z$  be the event that two tails occur in three tosses. Based on the above information, which one of the following statements is TRUE?

- (A)  $X$  and  $Y$  are not independent                      (B)  $Y$  and  $Z$  are dependent  
(C)  $Y$  and  $Z$  are independent                      (D)  $X$  and  $Z$  are independent

Options :

1. ✘ A  
2. ✔ B  
3. ✘ C  
4. ✘ D

Aerospace Engineering

Number of Questions: 55  
Section Marks: 85.0

Q.11 to Q.35 carry 1 mark each & Q.36 to Q.65 carry 2 marks each.

Question Number : 11 Question Type : MCQ

The partial differential equation  $\frac{\partial u}{\partial t} + \frac{\partial \left( \frac{u^2}{2} \right)}{\partial x} = 0$  is

- (A) linear and first order                      (B) linear and second order  
(C) non-linear and first order                      (D) non-linear and second order

Options :

1. ✘ A  
2. ✘ B  
3. ✔ C



4. ✘ D

Question Number : 12 Question Type : MCQ

The system of equations for the variables  $x$  and  $y$ 

$$ax + by = e$$

$$cx + dy = f$$

has a unique solution only if

- (A)  $ad - bc \neq 0$       (B)  $ac - bd \neq 0$       (C)  $a + c \neq b + d$       (D)  $a - c \neq b - d$

Options :

1. ✔ A  
2. ✘ B  
3. ✘ C  
4. ✘ D

Question Number : 13 Question Type : MCQ

A linear mass-spring-dashpot system is over-damped. In free vibration, this system undergoes

- (A) non-oscillatory motion      (B) random motion  
(C) oscillatory and periodic motion      (D) oscillatory and non-periodic motion

Options :

1. ✔ A  
2. ✘ B  
3. ✘ C  
4. ✘ D

Question Number : 14 Question Type : MCQ

A cantilever with thin-walled channel cross section is subjected to a lateral force at its shear center. The cantilever undergoes

- (A) bending without twisting      (B) bending and twisting  
(C) neither bending nor twisting      (D) twisting without bending

Options :

1. ✔ A  
2. ✘ B  
3. ✘ C  
4. ✘ D

Question Number : 15 Question Type : NAT

The two non-zero principal stresses at a point in a thin plate are  $\sigma_1 = 25 \text{ MPa}$  and  $\sigma_2 = -25 \text{ MPa}$ . The maximum shear stress (in  $\text{MPa}$ ) at this point is \_\_\_\_\_.

Correct Answer :

24.99 to 25.01

Question Number : 16 Question Type : MCQ

Consider the density and altitude at the base of an isothermal layer in the standard atmosphere to be  $\rho_1$  and  $h_1$ , respectively. The density variation with altitude ( $\rho$  versus  $h$ ) in that layer is governed by ( $R$ : specific gas constant,  $T$ : temperature,  $g_o$ : acceleration due to gravity at sea level)

$$(A) \frac{\rho}{\rho_1} = e^{-\left[\frac{g_o}{RT}\right](h-h_1)}$$

$$(B) \frac{\rho}{\rho_1} = e^{-\left[\frac{g_o}{RT}\right](h_1-h)}$$

$$(C) \frac{\rho}{\rho_1} = e^{-\left[\frac{RT}{g_o}\right](h-h_1)}$$

$$(D) \frac{\rho}{\rho_1} = e^{-\left[\frac{RT}{g_o}\right](h_1-h)}$$

Options :

1. ✓ A
2. ✗ B
3. ✗ C
4. ✗ D

Question Number : 17 Question Type : MCQ

For constant free stream velocity and density, a change in lift for a large aspect ratio straight wing, with thin cambered airfoil section at small angles of attack, leads to

- (A) a shift of the aerodynamic center and no shift of the center of pressure
- (B) a shift of the center of pressure and no shift of the aerodynamic center
- (C) shift of both the aerodynamic center and the center of pressure
- (D) no shift either of the aerodynamic center or of the center of pressure

Options :

1. ✗ A
2. ✓ B
3. ✗ C
4. ✗ D

Question Number : 18 Question Type : MCQ

Which one of the following modes of a stable aircraft has non-oscillatory response characteristics?

- (A) Short period
- (B) Phugoid
- (C) Dutch roll
- (D) Spiral

Options :

1. ✗ A
2. ✗ B
3. ✗ C
4. ✓ D

Question Number : 19 Question Type : MCQ

As a candidate for a vertical tail, which one of the following airfoil sections is appropriate?

- (A) NACA 0012      (B) NACA 2312      (C) NACA 23012      (D) Clarke Y profile

Options :

1. ✓ A
2. ✗ B
3. ✗ C
4. ✗ D

Question Number : 20 Question Type : MCQ

The primary purpose of a trailing edge flap is to

- (A) avoid flow separation      (B) increase  $C_{l,max}$   
 (C) reduce wave drag      (D) reduce induced drag

Options :

1. ✗ A
2. ✓ B
3. ✗ C
4. ✗ D

Question Number : 21 Question Type : MCQ

Which one of the following aero engines has the highest propulsive efficiency?

- (A) Turbojet engine without afterburner      (B) Turbojet engine with afterburner  
 (C) Turbofan engine      (D) Ramjet engine

Options :

1. ✗ A
2. ✗ B
3. ✓ C
4. ✗ D

Question Number : 22 Question Type : MCQ

The stoichiometric fuel-to-air ratio in an aircraft engine combustor varies with the compressor pressure ratio as follows:

- (A) increases linearly      (B) decreases linearly  
 (C) is independent      (D) increases nonlinearly

Options :

1. ✗ A
2. ✗ B
3. ✓ C
4. ✗ D

Question Number : 23 Question Type : NAT

A rocket engine produces a total impulse of  $112 \text{ kN}\cdot\text{s}$  in a burn time period of 3.5 minutes with a propellant mass flow rate of  $0.25 \text{ kg/s}$ . The effective exhaust velocity (in  $\text{m/s}$ ) of gas ejecting from the engine is \_\_\_\_\_.

Correct Answer:

2131.1 to 2139.1

Question Number : 24 Question Type : MCQ

The function  $y = x^3 - x$  has

- (A) no inflection point  
(B) one inflection point  
(C) two inflection points  
(D) three inflection points

Options :

1. ✘ A  
2. ✔ B  
3. ✘ C  
4. ✘ D

Question Number : 25 Question Type : NAT

A  $0.5 \text{ kg}$  mass is suspended vertically from a point fixed on the Earth by a spring having a stiffness of  $5 \text{ N/mm}$ . The static displacement (in  $\text{mm}$ ) of the mass is \_\_\_\_\_.

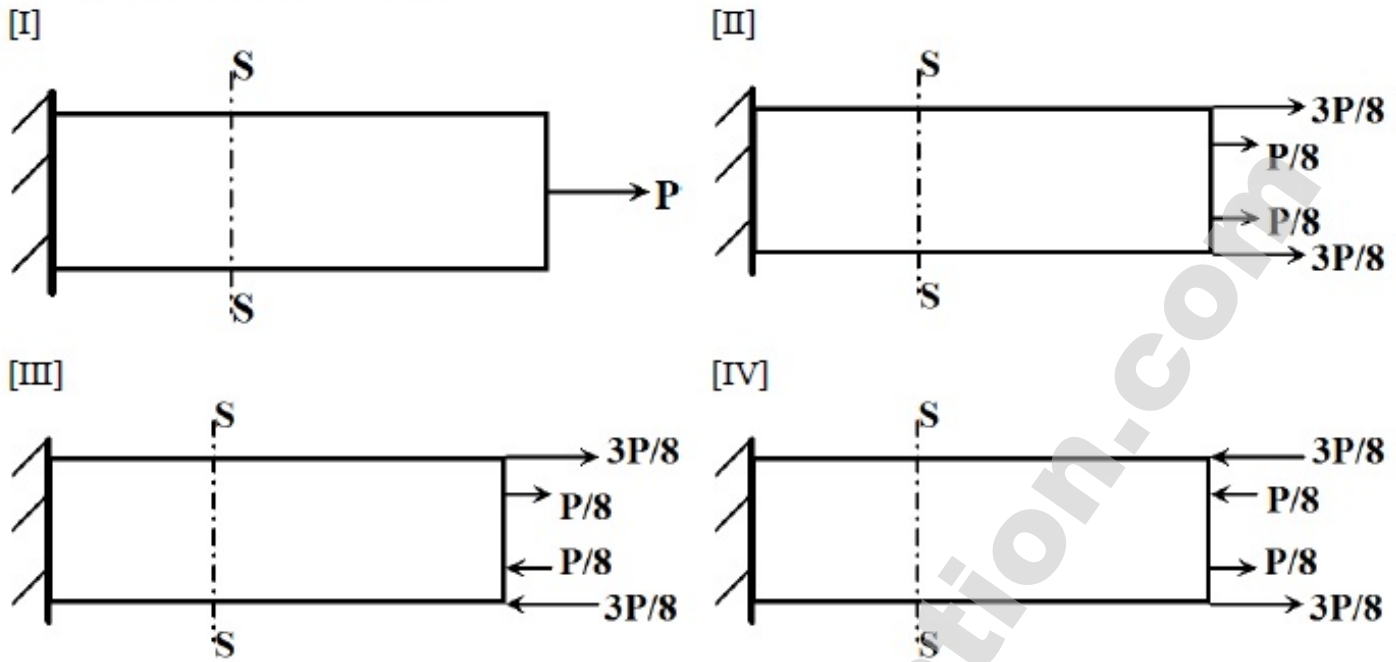
Correct Answer :

0.97 to 1.01

Question Number : 26 Question Type : MCQ



A slender structure is subjected to four different loading cases (I, II, III and IV) as shown below (Figures not to scale). Which pair of cases results in identical stress distribution at section S – S located far away from both ends?



(A) I and II

(B) II and III

(C) III and IV

(D) IV and I

Options :

1. ✓ A
2. ✗ B
3. ✗ C
4. ✗ D

Question Number : 27 Question Type : NAT

An aircraft in level and unaccelerated flight with a velocity of  $v_\infty = 300 \text{ m/s}$  requires a power of  $9 \times 10^6 \text{ W}$ . If the aircraft weighs  $1.5 \times 10^5 \text{ N}$ , the lift-to-drag ratio  $\frac{L}{D}$  is \_\_\_\_\_.

Correct Answer :

4.9 to 5.1

Question Number : 28 Question Type : NAT

The percentage change in the lift-off distance for a 20 % increase in aircraft weight is \_\_\_\_\_.

Correct Answer :

43.9 to 44.1

Question Number : 29 Question Type : MCQ

Consider a monoplane wing and a biplane wing with identical airfoil sections, wingspans and incidence angles in identical conditions in a wind tunnel. As compared to the monoplane, the biplane experiences

- (A) a higher lift and a higher drag  
 (B) a higher lift and a lower drag  
 (C) a lower lift and a lower drag  
 (D) a lower lift and a higher drag

Options :

1. ✓ A  
 2. ✗ B  
 3. ✗ C  
 4. ✗ D

Question Number : 30 Question Type : MCQ

A statically stable trimmed aircraft experiences a gust and the angle of attack reduces momentarily. As a result, the center of pressure of the aircraft

- (A) shifts forward  
 (B) shifts rearward  
 (C) does not shift  
 (D) coincides with the neutral point

Options :

1. ✓ A  
 2. ✗ B  
 3. ✗ C  
 4. ✗ D

Question Number : 31 Question Type : NAT

Consider a wing of elliptic planform, with its aspect ratio  $AR \rightarrow \infty$ . Its lift-curve slope,

$$\frac{dC_L}{d\alpha} = \underline{\hspace{2cm}}.$$

Correct Answer :

6.27 to 6.29

Question Number : 32 Question Type : NAT

An ideal gas in a reservoir has a specific stagnation enthalpy of  $h_0$ . The gas is isentropically expanded to a new specific stagnation enthalpy of  $\frac{h_0}{2}$  and velocity  $u$ . The flow is one-dimensional

and steady. Then  $\frac{u^2}{h_0} = \underline{\hspace{2cm}}.$

Correct Answer :

0.99 to 1.01

Question Number : 33 Question Type : MCQ

The Reynolds number,  $Re$  is defined as  $\frac{U_\infty L}{\nu}$  where  $L$  is the length scale for a flow,  $U_\infty$  is its reference velocity and  $\nu$  is the coefficient of kinematic viscosity. In the laminar boundary layer approximation, comparison of the dimensions of the convection term  $u \frac{\partial u}{\partial x}$  and the viscous term  $\nu \frac{\partial^2 u}{\partial x^2}$  leads to the following relation between the boundary layer thickness  $\delta$  and  $Re$ :

- (A)  $\delta \propto \sqrt{Re}$       (B)  $\delta \propto 1/\sqrt{Re}$       (C)  $\delta \propto Re$       (D)  $\delta \propto 1/Re$

Options :

1. ✘ A
2. ✔ B
3. ✘ C
4. ✘ D

Question Number : 34 Question Type : MCQ

Isentropic efficiencies of an aircraft engine operating at typical subsonic cruise conditions with the following components - intake, compressor, turbine and nozzle - are denoted by  $\eta_i$ ,  $\eta_c$ ,  $\eta_t$  and  $\eta_n$ , respectively. Which one of the following is correct?

- (A)  $\eta_i < \eta_c < \eta_t < \eta_n$       (B)  $\eta_t < \eta_i < \eta_c < \eta_n$   
 (C)  $\eta_c < \eta_t < \eta_i < \eta_n$       (D)  $\eta_c < \eta_i < \eta_t < \eta_n$

Options :

1. ✘ A
2. ✘ B
3. ✔ C
4. ✘ D

Question Number : 35 Question Type : MCQ

A rocket nozzle is designed to produce maximum thrust at an altitude,  $H = 8 \text{ km}$  from the sea level. The nozzle operates in

- (A) under-expanded condition for  $H > 8 \text{ km}$   
 (B) under-expanded condition for  $H < 8 \text{ km}$   
 (C) sonic exit condition for  $H > 8 \text{ km}$   
 (D) unchoked condition for  $H < 8 \text{ km}$

Options :

1. ✓ A
2. ✗ B
3. ✗ C
4. ✗ D

Question Number : 36 Question Type : NAT

In the solution of  $\frac{d^2y}{dx^2} - 2\frac{dy}{dx} + y = 0$ , if the values of the integration constants are identical and one of the initial conditions is specified as  $y(0) = 1$ , the other initial condition  $y'(0) = \underline{\hspace{2cm}}$ .

Correct Answer :

1.9 to 2.1

Question Number : 37 Question Type : NAT

For  $x > 0$ , the general solution of the differential equation  $\frac{dy}{dx} = 1 - 2y$  asymptotically approaches  $\underline{\hspace{2cm}}$ .

Correct Answer :

0.49 to 0.51

Question Number : 38 Question Type : MCQ

For a parabola defined by  $y = ax^2 + bx + c$ ,  $a \neq 0$ , the coordinates  $(x, y)$  of the extremum are

- (A)  $\left(\frac{-b}{2a} + \frac{\sqrt{b^2 - 4ac}}{2a}, 0\right)$                       (B)  $\left(\frac{-b}{2a}, \frac{-b^2 + 4ac}{2a}\right)$
- (C)  $\left(\frac{-b}{2a}, \frac{-b^2 + 4ac}{4a}\right)$                       (D)  $(0, c)$

Options :

1. ✗ A
2. ✗ B
3. ✓ C
4. ✗ D

Question Number : 39 Question Type : NAT



The 2-D stress state at a point  $P$  in the  $x$ - $y$  coordinate system is  $\begin{bmatrix} 60 & 50 \\ 50 & -40 \end{bmatrix} \text{ MPa}$ . The magnitude of the tangential stress (in  $\text{MPa}$ ) on a surface normal to the  $x$ -axis at  $P$  is \_\_\_\_\_.

Correct Answer :

49.99 to 50.01

Question Number : 40 Question Type : NAT

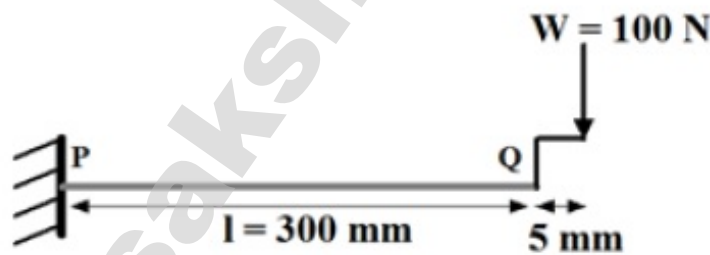
A cube made of a linear elastic isotropic material is subjected to a uniform hydrostatic pressure of  $100 \text{ N/mm}^2$ . Under this load, the volume of the cube shrinks by  $0.05\%$ . The Young's modulus of the material,  $E = 300 \text{ GPa}$ . The Poisson's ratio of the material is \_\_\_\_\_.

Correct Answer :

0.24 to 0.26

Question Number : 41 Question Type : NAT

A massless cantilever beam  $PQ$  has a solid square cross section ( $10 \text{ mm} \times 10 \text{ mm}$ ). This beam is subjected to a load  $W$  through a rigid massless link at the point  $Q$ , as shown below (figure not to scale). If the Young's modulus of the material  $E = 200 \text{ GPa}$ , the deflection (in  $\text{mm}$ ) at point  $Q$  is \_\_\_\_\_.



Correct Answer :

5.45 to 5.60

Question Number : 42 Question Type : NAT

An aircraft, with a wing loading  $\frac{W}{S} = 500 \text{ N/m}^2$ , is gliding at  $\left(\frac{L}{D}\right)_{\max} = 10$  and  $C_L = 0.69$ . Considering the free stream density  $\rho_\infty = 0.9 \text{ kg/m}^3$ , the equilibrium glide speed (in  $\text{m/s}$ ) is \_\_\_\_\_.

Correct Answer :

39.5 to 40.5

Question Number : 43 Question Type : NAT

For a thin flat plate at 2 degrees angle of attack, the pitching moment coefficient about the trailing edge is \_\_\_\_\_.

Correct Answer :

0.15 to 0.18

Question Number : 44 Question Type : NAT

A satellite is to be transferred from its geostationary orbit to a circular polar orbit of the same radius through a single impulse out-of-plane maneuver. The magnitude of the change in velocity required is \_\_\_\_\_ times the magnitude of the escape velocity.

Correct Answer :

0.99 to 1.01

Question Number : 45 Question Type : MCQ

A planetary probe is launched at a speed of  $200 \text{ km/s}$  and at a distance of  $71,400 \text{ km}$  from the mass center of its nearest planet of mass  $1.9 \times 10^{28} \text{ kg}$ . The universal gravitational constant,  $G = 6.67 \times 10^{-11} \frac{\text{m}^3}{\text{kg s}^2}$ . The ensuing path of the probe would be

- (A) elliptic                      (B) hyperbolic                      (C) parabolic                      (D) circular

Options :

1. ✘ A
2. ✔ B
3. ✘ C
4. ✘ D

Question Number : 46 Question Type : NAT

The velocity profile of an incompressible laminar boundary layer over a flat plate developing under constant pressure is given by  $\frac{u(y)}{U_\infty} = \frac{3y}{2\delta} - \frac{1}{2}\left(\frac{y}{\delta}\right)^3$ . The freestream velocity  $U_\infty = 10 \text{ m/s}$  and the dynamic viscosity of the fluid  $\mu = 1.8 \times 10^{-5} \frac{\text{kg}}{\text{m s}}$ . At a streamwise station where the boundary layer thickness  $\delta = 5 \text{ mm}$ , the wall shear stress is \_\_\_\_\_  $\times 10^{-3} \text{ Pa}$ .

Correct Answer :

53.9 to 54.1

Question Number : 47 Question Type : MCQ

The Pitot tube of an aircraft registers a pressure  $p_0 = 54051 \text{ N/m}^2$ . The static pressure, density and the ratio of specific heats of the freestream are  $p_\infty = 45565 \text{ N/m}^2$ ,  $\rho_\infty = 0.6417 \text{ kg/m}^3$  and  $\gamma = 1.4$ , respectively. The indicated airspeed (in  $\text{m/s}$ ) is

- (A) 157.6                      (B) 162.6                      (C) 172.0                      (D) 182.3

Options :

1. ✓ A
2. ✗ B
3. ✗ C
4. ✗ D

Question Number : 48 Question Type : MCQ

Consider a NACA 0012 aerofoil of chord  $c$  in a freestream with velocity  $V_\infty$  at a non-zero positive angle of attack  $\alpha$ . The average time-of-flight for a particle to move from the leading edge to the trailing edge on the suction and pressure sides are  $t_1$  and  $t_2$ , respectively. Thin aerofoil theory yields the velocity perturbation to the freestream as  $V_\infty \frac{(1 + \cos \theta)\alpha}{\sin \theta}$  on the suction side and as

$-V_\infty \frac{(1 + \cos \theta)\alpha}{\sin \theta}$  on the pressure side, where  $\theta$  corresponds to the chordwise position,

$x = \frac{c}{2}(1 - \cos \theta)$ . Then  $t_2 - t_1$  is

- (A)  $-\frac{8\pi\alpha c}{V_\infty(4 - \pi^2\alpha^2)}$                       (B) 0                      (C)  $\frac{4\pi\alpha c}{V_\infty(4 - \pi^2\alpha^2)}$                       (D)  $\frac{8\pi\alpha c}{V_\infty(4 - \pi^2\alpha^2)}$

Options :

1. ✗ A
2. ✗ B



3. ✓ C

4. ✗ D

Question Number : 49 Question Type : MCQ

Air enters an aircraft engine at a velocity of  $180 \text{ m/s}$  with a flow rate of  $94 \text{ kg/s}$ . The engine combustor requires  $9.2 \text{ kg/s}$  of air to burn  $1 \text{ kg/s}$  of fuel. The velocity of gas exiting from the engine is  $640 \text{ m/s}$ . The momentum thrust (in  $N$ ) developed by the engine is

(A) 43241

(B) 45594

(C) 47940

(D) 49779

Options :

1. ✗ A

2. ✗ B

3. ✗ C

4. ✓ D

Question Number : 50 Question Type : NAT

A solid rocket motor is designed with a cylindrical end-burning propellant grain of length  $1 \text{ m}$  and diameter  $32 \text{ cm}$ . The density of the propellant grain is  $1750 \text{ kg/m}^3$ . The specific impulse of the motor is  $190 \text{ s}$  and the acceleration due to gravity is  $9.8 \text{ m/s}^2$ . If the propellant burns for a period of  $150 \text{ s}$ , then the thrust (in  $N$ ) produced by the rocket motor is \_\_\_\_\_.

Correct Answer :

1742 to 1752

Question Number : 51 Question Type : NAT

A liquid propellant rocket has the following component masses:

Mass of payload =  $180 \text{ kg}$ Mass of fuel =  $470 \text{ kg}$ Mass of oxidizer =  $1170 \text{ kg}$ Mass of structures =  $150 \text{ kg}$ Mass of guidance systems =  $20 \text{ kg}$ 

The effective exhaust velocity is  $3136 \text{ m/s}$ . The velocity increment (in  $\text{km/s}$ ) of the rocket at burnout, while operating in outer space, is \_\_\_\_\_.

Correct Answer:

5.42 to 5.48

Question Number : 52 Question Type : MCQ



If all the eigenvalues of a matrix are real and equal, then

- (A) the matrix is diagonalizable
- (B) its eigenvectors are not necessarily linearly independent
- (C) its eigenvectors are linearly independent
- (D) its determinant is necessarily zero

Options :

- 1. ✘ A
- 2. ✔ B
- 3. ✘ C
- 4. ✘ D

Question Number : 53 Question Type : MCQ

The value of the integral  $\int_1^2 (4x^3 + 3x^2 + 2x + 1) dx$  evaluated numerically using Simpson's rule with one step is

- (A) 26.5
- (B) 26
- (C) 25.5
- (D) 25.3

Options :

- 1. ✘ A
- 2. ✔ B
- 3. ✘ C
- 4. ✘ D

Question Number : 54 Question Type : NAT

The following data is for a single degree of freedom system with viscous damping:

mass,  $m = 10 \text{ kg}$ ; spring stiffness,  $k = 2.25 \text{ N/mm}$ ;

damping coefficient,  $c = 0.0125 \text{ N s/mm}$ .

The ratio of any two successive amplitudes is \_\_\_\_\_.

Correct Answer :

1.27 to 1.32

Question Number : 55 Question Type : MCQ

Determine the correctness or otherwise of the following assertion [a] and reason [r]:

Assertion [a]: Aircraft directional static stability can be improved by moving the vertical tail rearward.

Reason [r]: Moving the vertical tail rearward increases the moment arm from the tail aerodynamic center to the aircraft center of gravity.

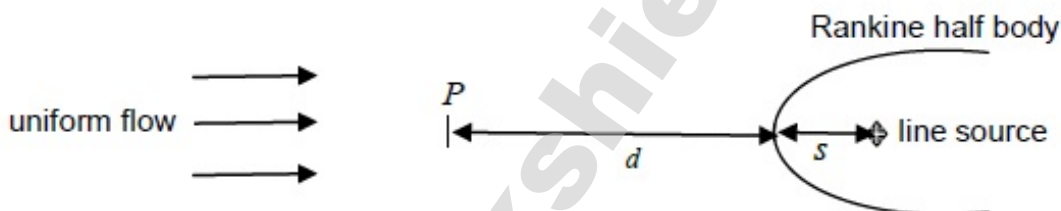
- (A) Both [a] and [r] are true and [r] is the correct reason for [a]  
 (B) Both [a] and [r] are true but [r] is not the correct reason for [a]  
 (C) Both [a] and [r] are false  
 (D) [a] is true and [r] is false

Options :

1. ✓ A  
 2. ✗ B  
 3. ✗ C  
 4. ✗ D

Question Number : 56 Question Type : NAT

Consider a 2-D blunt body in an incompressible fluid stream. The flow is irrotational and can be modeled as a linear combination of a uniform flow and a line source (Rankine half body) as shown below. Let  $s$  be the distance of the line source from the front stagnation point. Let  $d$  be the upstream distance from the stagnation point to the streamwise location (labeled below as  $P$ ) where the oncoming stream reaches 90% of its undisturbed velocity. Then  $d/s = \underline{\hspace{2cm}}$ .



Correct Answer:

8.9 to 9.1

Question Number : 57 Question Type : NAT

Following are the operational parameters of an axial compressor stage:

Air mass flow rate	= 24 kg/s
Static temperature of air at the rotor inlet	= 278 K
Velocity of air at the rotor inlet (zero whirl velocity)	= 140 m/s
Work done on the compressor rotor	= 734 kJ
Isentropic efficiency of the compressor stage	= 0.86
Ratio of specific heats	= 1.4
Specific heat at constant pressure	= 1.005 kJ/kgK

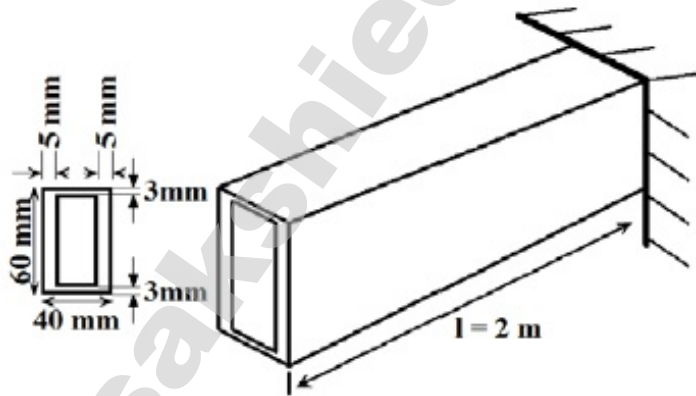
The stagnation pressure ratio across the axial compressor stage is \_\_\_\_\_.

Correct Answer :

1.33 to 1.40

Question Number : 58 Question Type : NAT

The thin rectangular tube shown below is made of a material with shear modulus,  $G = 80 \text{ GPa}$ . The shear flow is calculated based on the mid-thickness dimensions. If the free end is allowed to twist no more than  $0.0727 \text{ rad}$ , then the maximum torque (in Nm) which the tube can be subjected to at its free end is \_\_\_\_\_.



Correct Answer :

990 to 1020

Question Number : 59 Question Type : NAT

A 200 mm long simply-supported column has a  $5 \text{ mm} \times 10 \text{ mm}$  rectangular cross section. The Young's modulus of the material,  $E = 200 \text{ GPa}$ . Assuming a factor of safety of 2.5 corresponding to the buckling load, the maximum load (in N) the column can support in compression is \_\_\_\_\_.

Correct Answer :

2046 to 2075

Question Number : 60 Question Type : NAT

For a level flight at cruise altitude,  $C_D = 0.018$  with drag coefficient at zero lift,  $C_{D,0} = 0.015$ . For a  $30^\circ$  climb at the same altitude and speed,  $C_D = \underline{\hspace{2cm}} \times 10^{-3}$ .

Correct Answer:

17.2 to 17.3

Question Number : 61 Question Type : MCQ

An aircraft is flying with inertial ground and wind speeds of  $\vec{v}_g^b = (100, 5, 5) \text{ m/s}$  and  $\vec{v}_w^b = (0, -5, -10) \text{ m/s}$ , respectively, as expressed in the body frame. The corresponding sideslip angle (in degrees) is

- (A) 0                      (B) 5.65                      (C) 8.49                      (D) 9.54

Options :

1. ✘ A
2. ✔ B
3. ✘ C
4. ✘ D

Question Number : 62 Question Type : NAT

The elliptical area swept by a satellite is  $5.6 \times 10^9 \text{ km}^2$  in one full orbit. Its angular speed is observed to be  $0.00125 \text{ rad/s}$  when it is at a distance of  $7,200 \text{ km}$  from the center of mass of its primary. Its orbital period (in Earth days) is \_\_\_\_\_.

Correct Answer :

1.9 to 2.1

Question Number : 63 Question Type : NAT

For a normal shock, the relation between the upstream Mach number ( $M_1$ ) and the downstream Mach number ( $M_2$ ) is given by  $M_2^2 = \frac{(\gamma - 1)M_1^2 + 2}{2\gamma M_1^2 + 1 - \gamma}$ . For an ideal gas with  $\gamma = 1.4$ , the asymptotic value of the downstream Mach number is \_\_\_\_\_.



**Correct Answer:**

0.37 to 0.39

**Question Number : 64 Question Type : NAT**

A centrifugal air compressor is operating at the following conditions:

Inlet stagnation temperature	= 288 K
Inlet stagnation pressure	= 1.15 bar
Exit stagnation temperature	= 454 K
Exit stagnation pressure	= 4.8 bar

The energy loss due to non-isentropic compression per unit mass of flowing air (ratio of specific heats,  $\gamma = 1.4$  and specific heat at constant pressure,  $C_p = 1.005 \text{ kJ/kgK}$ ) is \_\_\_\_\_ kJ/kg.

**Correct Answer:**

20.5 to 21.3

**Question Number : 65 Question Type : NAT**

Hot gas (ratio of specific heats,  $\gamma = 1.33$ ) at a temperature of 1450 K enters into an axial turbine and expands isentropically. Assume that the kinetic energy of the gas across the turbine is negligible. If the ratio of inlet to outlet pressures of the turbine is 9.5, then the temperature (in K) of gas exiting the turbine is \_\_\_\_\_.

**Correct Answer :**

824.0 to 832.1