

# SOCIAL INFRASTRUCTURE

## 8 Chapter

Investment in Physical and Social infrastructure is important for achieving higher growth of the poor and to improve employment and social development of the marginalised. In fact the accepted notion of economic development itself has undergone a paradigm shift in recent times.

The prime objective of any Welfare State is to improve social infrastructure for sustainable and improved standard living of the people. While good economic infrastructure lays foundation for development resulting in improvement in living conditions of the people, it is the push necessitated on social sector parameters like education, healthcare, nutrition, water supply, housing, social security etc that eventually bestows a healthy ambience.

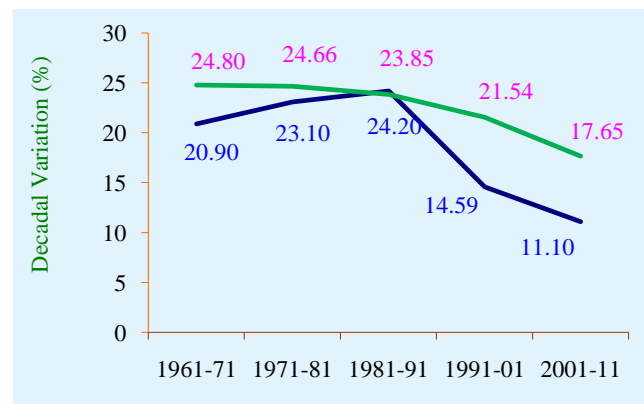
The Government continues its focus on social infrastructure towards meeting basic minimum requirements of the people especially for ensuring higher levels of social justice in society in accordance with the goals of the Eleventh Five Year Plan. Once the process of social development is institutionalised, it provides sustenance for overall economic development.

### Population

Andhra Pradesh is the fifth largest state in the Country, in terms of population. As per the Census-2011(Provisional), the State accounts for 7.0 per cent of the total population in the country. The population of Andhra Pradesh more than quadrupled in the last century from 19.1 million in 1901 to 84.7 million in 2011. Of this, 42.5 millions are males and 42.2 millions females. The decadal growth of population which was below 15 per cent until 1961 rose till 1991 and recorded the highest ever growth rate of 24.2 percent during 1981-91. Subsequently a significant decline was observed in the rate of growth of the population which was only 14.6 percent during 1991-2001 and further come down to 11.1 percent during 2001-11, which was much lower than the All-India's growth of 17.6 percent. The following chart depicts the decadal population growth

rate in Andhra Pradesh from 1961 to 2011(Provisional).

**Chart 8.1 : Decadal Variation of Population in AP and India**



Source: Registrar General & Census Commissioner, India

Population-wise, the State ranks after Uttar Pradesh, Maharashtra, Bihar and West Bengal. Among the districts Ranga Reddy district is the most populous district in the State exceeding the East Godavari which was previously the most populous with Vizianagaram having the lowest population. District-wise population from 1961 to 2011 censuses is given in Annexure 8.1.

### Sex Ratio

Sex ratio is defined as the number of females per 1,000 males and had shown a declining trend in the State till 1991. Since 2001 the state has witnessed a turn towards a favourable trend in sex ratio which has continued in Census 2011 also. The Sex ratio in the State was up from 978 in 2001 to 992 in 2011 and is higher than All India figures of 940 in 2011. Sex ratio continues to be favourable in Nizamabad, Vizianagaram and Srikakulam districts. The Districts of Adilabad, Karimnagar, Khammam, Visakhapatnam, East Godavari, West Godavari, Guntur and Chittoor have registered a progressive sex ratio moving from less than 1000 category to more than 1000 from 2001 to 2011. District-wise population (decadal variation) and sex ratio are given in the Annexure 8.2.

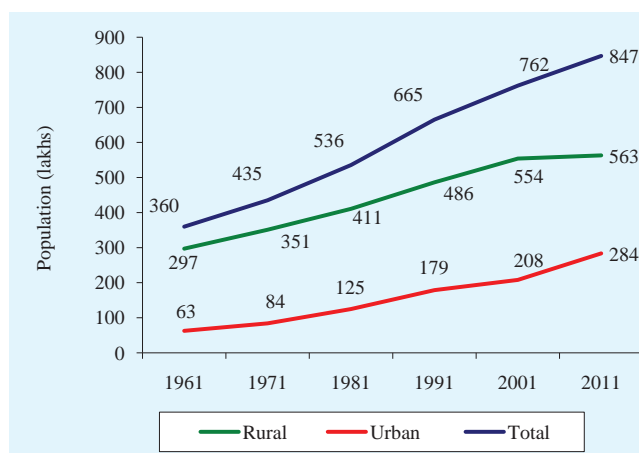
## Density

Density of population is defined as the number of persons living per Sq. Km and is another important demographic indicator. The density of the population for AP is 308 persons per square kilometre, as against 382 persons per square kilometre at all India level in 2011. Among the districts, the density of population of Hyderabad continues to be the highest at 18,480 while Adilabad and Khammam due to their larger forest area, continue to have the lowest population density. District-wise details about density of population are given in Annexure 8.3.

## Urbanization

The percentage of urban population to total population is 33.49 percent in 2011 as compared to 27.3 percent in 2001 in the state. Among all districts, Hyderabad obviously is the only district with 100 percent urban population followed by Rangareddy district with 70.32 percent urban population. Mahabubnagar with 15 percent of urban population followed by Srikakulam with 16.16 percent are the least urbanized districts. District-wise details of urban population to total population are given in Annexure 8.3.

Chart 8.2 AP Rural / Urban & Total Population



Source: Registrar General & Census Commissioner, India

## Literacy

A person aged 7 years and above who can both read and write with understanding in any language is considered as a Literate. The literacy rate of the State was 67.66 percent in 2011 as against 60.47 percent in 2001. The literacy rate of the State is lower than the All India literacy rate of 74.04 percent. The literacy rate in India increased from

64.84 to 74.04 percent during 2001-2011. The best record in literacy so far at both the national and state levels was during the nineties. A slow growth in literacy rate was identified during the last decade at both the state and national levels. The decadal improvement at the national level had been not more than 8 percentage points till 1991 and the nineties witnessed an improvement of 13.8 percentage points. The literacy rate has identified an improvement of more than 9 percentage points during 2001-2011 at the national level. Literacy in Andhra Pradesh increased over 24 percentage points from 44.1 percent in 1991 to 67.66 percent in 2011. In spite of this fast rate of growth in the last three decades, the literacy rate in Andhra Pradesh is still lower than the the all India average. While the literacy rate of Andhra Pradesh was about three fourths of all India level in 1961, the State has made substantial progress, especially in the last four decades. The overall literacy rate has gone up from 60.47 percent in 2001 to 67.66 percent in 2011, the male literacy rate has increased from 70.32 percent to 75.56 percent. Female literacy rate has gone up from 50.43 percent in 2001 to 59.74 percent in 2011. Hyderabad is at the top with 80.96 percent and Mahabubnagar is at the lowest with 56.06 percent in 2011 among the districts. District-wise details of male, female and total literacy rate from 1961 to 2011 are given in Annexure 8.4.

## SCHOOL EDUCATION

Education is a fundamental right, which leads to achieve the goal of “Education for All”. Over the years, efforts have been made at the state and national level to achieve this goal. As per Article 45 of the Constitution of India, Universalisation of Elementary Education is a Directive Principle of State Policy that undelines the need to provide free and compulsory education for all children up to the age of 14 years. As per Article, 21A and 93rd Constitutional Amendments 2009, Education has become a fundamental right. This article spells out the responsibility of the state for providing free and compulsory education to all children from the age of 6 to 14 years. This article has stated the constitutional position of right to education in our country.

To make effective and meaningful implementation of this obligation, elementary education was brought under “Sarva Siksha Abhiyaan” (SSA) to universalize elementary education. Similarly secondary education has been brought under the flagship “Rashtriya Madhyamik Siksha Abhiyaan” Programme (RMSA). These two

schemes aim to strengthen school education in terms of access, enrolment, retention and quality.

The Government is committed to achieve total literacy by 2015 and for this several schemes have been initiated for bringing about both quantitative and qualitative improvement. The department provides schooling facility to school aged population of 1.33 crore children.

### Universal Access in School Education

The following norms in establishing schooling facilities have been laid down to achieve universal access in school education.

- Primary level schools should be within 1 km walkable distance of all habitations.
- Elementary level schools should be within 3 km walkable distance of all habitations.
- Secondary level schools should be within a radius of 5kms of all habitations

On these parameters our state has achieved 99% access at elementary level and 91.5% at secondary level. Primary schools and secondary schools have started in areas which were not served earlier.

During 2011-12, there were 1,02,436 schools in the state of which 66,721 were exclusively Primary Schools, 15,759 exclusively Upper Primary schools, 19,053 schools with Upper Primary Secondary/ Higher Secondary classes and 903 schools with Primary Upper Primary Secondary/ Higher Secondary classes. Details about Management wise schools in 2011-12 are shown in Table 8.1.

**Table 8. 1 Management-wise Schools 2011 –12**

Management	Primary	Upper Primary	High Schools	Hr. Seco ndary	Total
Central Govt.	16	3	42	53	114
State Govt.	5,058	366	1,716	576	7,716
MPP/ZPP	49,659	8,339	8,395	-	66,393
Municipal	1,644	159	312	-	2,115
Pvt.Aided	2,091	423	821	-	3,335
Pvt.Unaided	8,253	6,469	7,767	274	22,763
Total	66,721	15,759	19,053	903	1,02,436

Source: School Education Department

### Enrolment

Steps are being taken up for ensuring 100% access in education. Strengthening existing schools, opening new primary schools, establishment of alternative schools and other type of educational facilities in smaller and unserved habitations are few of the strategies implemented for universalization of elementary education.

Enrolment in all types of schools in the state during 2011-12 was 133.91 Lakh out of which 4.10 Lakh were in Pre-primary; 70.84 Lakh in I –V classes; 26.06 Lakh in VI&VII classes, 32.67 Lakh in VIII-X classes and 0.23 Lakh in XI &XII classes. In percentage terms enrolment of children was about 52.91% in I-V classes, 19.46% children in VI&VII; 24.40% in VIII-X; 0.17 in XI&XII and the balance 3.06% in Pre-primary

### Drop-outs

It has been observed that there is a problem of retention at different levels in enrolment of school aged group children into the schools. During 2011-12, dropouts at I-V classes (Primary Level) were 15.60% 20.79% at I-VII (Upper Primary Level) and 45.71% at I-X (Secondary Level). Necessary measures have been taken to retain children into schools. The details of drop outs are given in Annexure 8.5.

### Teachers

Teacher is the vital human resource in school education system. Teacher acts as a facilitator for learning of pupils. A teacher is instrumental in developing knowledge, skills, attitudes and values among children at all stages of education. It is essential to maintain an optimum teacher-pupil ratio to achieve the goal of universal enrolment, retention and improve education of children.

Keeping this in view, sustained efforts are being made by the government to recruit teachers in all types of schools to maintain a reasonable teacher-pupil ratio. Rationalization of teachers, deployment of teachers, creation of new posts and massive recruitment of teachers helped in overcoming imbalances in demand and supply of teachers. During 2011-12, there were 4,95,111 teachers in position in all types of schools in the state.

During 2011-12, there were 1,89,722 teachers in primary schools, 97,015 in upper primary schools, 1,94,724 in Upper Primary with Secondary/Higher secondary schools and 13,650 in Primary with Upper Primary,

Secondary/Higher secondary schools. Details of Teachers in schools are shown in Table 8.2.

**Table 8.2 : Management-Wise Teachers in 2011-12**

Year	Primary Schools	Upper Primary Schools	High Schools	Higher Secondary Schools
Central Govt.	78	15	795	1,430
State Govt.	9,266	1,679	14,099	5,526
Mandal / Zilla/ Parishad	1,08,721	41,675	99,683	-
Municipal	5,153	861	4,659	-
Pvt.Aided	5,628	2,038	5,954	-
Pvt. Unaided	60,876	50,729	69,534	6,694
Total:	1,89,722	97,015	1,94,724	13,650

Source: School Education Department

## Teacher Pupil Ratio

A major element of the policy for strengthening education will be to improve existing learning levels by lowering the teacher pupil ratio. The Teacher Pupil Ratio (with Vidya Volunteers) for Primary, Upper primary and High Schools are shown in Table 8.3.

**Table 8.3 : Teacher Pupil Ratio**

Year	Primary	Upper Primary	High School
2002-03	37	33	29
2003-04	35	31	31
2004-05	29	25	30
2005-06	28	25	30
2006-07	29	24	29
2007-08	28	23	28
2008-09	27	22	29
2009-10	28	23	28
2010-11	26	21	25
2011-12	24	20	25

Source: School Education Department

Details of schools, student enrolment and teachers are given in Annexure 8.6.

## Examination Results

Performance of students at different levels of education has been conventionally considered an important indicator for assessing efficiency of educational system. Internal efficiency of education system depends upon the number of students who successfully complete a given cycle of education. Completion of a given education cycle depends on the performance of the students in the examination of the terminal class in that cycle. The number of students appearing and passing the S.S.C. Examination at the end of secondary stage (cycle) is an important indicator. The pass percentage of students in S.S.C examinations during 2011-12 was 87.85 which is higher than the previous year percentage of 83.10. Details about year wise performance in S.S.C Examinations are given in Annexure 8.7.

## Examination Reforms

- OMR Bar Coding system is being implemented in all subjects in SSC Examinations from March 2010.
- Xerox copies of valued answer scripts of all subjects except social studies are being supplied to candidates on payment from 2012 SSC Public Examinations March onwards.
- Absolute Grading system of evaluation in S.S.C public examinations has been introduced from 2010.
- Scale of penalty is introduced for errant valuation in S.S.C public examinations from 2010.

The following are some of the important initiatives taken:

## Mid-Day Meal Scheme

The Mid Day Meal Scheme is being implemented under Centrally Sponsored Scheme with 75% and 25% share of Central and State Governments for I-VII classes and the State Government is funding 100% of the Mid day meals Scheme for IX & X classes. The main objectives of the programme are to improve the Nutritional Status of Children, motivate children to attend school regularly, and providing Nutritional Support. 70.54 lakh children were covered under this programme during 2012-13 out of which, 37.42 lakh are in Primary [I-V] classes, 20.20 lakh in Upper primary [VI-VIII], 0.17 lakh children in NCLP and 12.74 lakh children in High Schools.

A flexible menu, provision of mostly Rice and Sambar and Pulihora are the key features of the scheme. DWCRA/Community Development Society /Self Help Groups/School Education Committees/Other agencies like temples, NGOs of proven track record, charitable trusts/group of parents (in this order of preference) which are identified by the MROs are key implementing agencies of this scheme in Rural areas. Community development societies (CDS)/NGOs/Urban SHGs/SEC/ DWCUA/Other Agencies like temple, NGOs of proven track record/ charitable trusts/group of parents (in this order of preference) identified by a committee headed by the MRO are the implementing agencies in urban areas. All Schools were provided kitchen devices and under phase II, 24,754 kitchen sheds were allocated at Rs.1.50 Lakh.

Government of India has developed a Management Information System (MIS) with Integration of Interactive Voice Response System (IVRS) for Mid Day Meal Scheme. Training programmes will be conducted for all personnel working in MDM i.e., officials and cooks on scheme management, monitoring, evaluation, sanitation, personal hygiene and hygienic cooking practices etc in 2012-13 through SSMI.

### **School Health Programme**

Special drive for screening eyes of school age children in convergence with Health Department is being taken up. During 2012-13 Deworming' tablets and Iron and Folic Acid tablets were given to all school children. Health check ups are also being taken up, twice a year, for all school students.

### **Information and Communication Technology - School Computerisation Project**

Computer Education Programme is being implemented under Build Operate and Ownership Transfer (BOOT) Model by seven agencies in 5000 High schools from 2008-09 for 5 years and in 1300 high schools from 2010-11 for 5 years. The Computer Education Programme is being implemented under Centrally Sponsored Scheme with 75% and 25% share of Central and State Governments to provide computer knowledge to students of VI – X classes in Government High Schools of Andhra Pradesh.

### **Vocationalization of Secondary Education**

Vocational Education Scheme was introduced in Andhra Pradesh during 1984-85. The Scheme aims to

equip High School children along with school education with skills required for gainful employment if need be. Vocational Education is imparted in 297 High Schools of Government, Zilla Parishad, Municipal and Aided Managements in the State. There are 28 Mandal Vocational Educational Centers functioning in the State. Vocational Education is imparted to 34,800 children studying in classes VIII, IX and X in High Schools.

### **Rashtriya Madhyamik Shiksha Abhiyan**

“Rashtriya Madhyamik Shiksha Abhiyan” is a new Centrally Sponsored Scheme. This project is being implemented from the academic year 2009-10 onwards in our State. The main objective of this scheme is to provide access to Quality Secondary Education for children in the 14 to 18 years age group.

### **School Annual Grants**

All Secondary Schools are providing annual grants to schools to meet school maintenance expenditures like lab consumables Science and Maths Kits, Electric charges, purchase of Library periodicals and other items to achieve objectives of RMSA.

### **Civil Works**

Infrastructure strengthening facilities such as provision of two additional class rooms, one Science Laboratory, one Library, one computer room, one Art/craft room and Girls toilet blocks and Drinking water facilities each were sanctioned to 487 Secondary Schools. 195 school works out of 487 schools were completed and the remaining 292 civil works are under progress.

### **In-service Teacher Training**

Quality improvement has a significant impact on enrolment and retention of children in schools. Secondary Schools Teachers are given in-service Training (Residential) for 5 days to improve the level of their teaching methods and improve the overall quality of teaching. 57,103 teachers were trained during 2011-12.

About 9569 School Assistants posts were sanctioned during the year 2011-12 to achieve the targets of the RMSA, improve the quality of education and to maintain the Teacher –Pupil ratio in Secondary Schools.

## Model Schools

The Government of India sanctioned 355 Model Schools in the Phase I out of the 732 identified educationally backward mandals during 2010-11. The Unit Cost per each school complex under non-recurring expenditure is Rs. 3.02 Crore and Rs.75 Lakh for recurring expenditure per annum.

These schools function on K V template in English Medium with State Syllabi from classes VI to XII. These schools will start functioning with classes VI to VIII and XI from June 2013. Higher classes will be added year after year. Recruited Principals and teachers will be provided with sufficient induction training. GoI MHRD approved 234 Model Schools in Phase II.

## Girls Hostels

Girls Hostels are sanctioned to each of the Model Schools with an outlay of Rs.1.34 Cr. under non-recurring and Rs.14.27 Lakh for recurring expenditure to accommodate 100 in-mates.

## Civil Works

Construction of additional infrastructure facilities in 1043 High School buildings with a cost of Rs. 302.29 crore were taken up under NABARD RIDF-XI. So far 1019 schools works were completed and 20 schools works are under progress.

Construction of compound walls in all Government High Schools in the State is being taken up in a phased manner to protect the school infrastructure and ambience of the schools. Construction of rest rooms for Girls in 46 High School Building located in 23 districts are being taken up in the State at the rate of Rs.6.00 Lakh per unit to take care of toilet and sanitation facilities for teenage girls.

## Education for Minorities

### Scheme for Providing Quality Education in Madarasas

The objective of the scheme is to encourage traditional institutions like “Madarasas” and “Makhtabs” introduce modern subjects of Science, Mathematics, Social Studies and English in their curriculum under the Modernization of Madarasa Education Scheme.

Honorarium to teachers for teaching modern subjects in

Urdu; One time grant of Rs.50,000 for books and TLM; Rs.15,000 one time grant for Science / Maths kits are provided under this scheme. 240 Lakh were provided for 40 Madarasa centers for the benefit of 222 teachers of Prakasam, Krishna and Kadapa Districts in 2009 – 10 & 2010–11. 240 Lakh for 50 Madarasa Centers during 2011- 12 and 240 Lakh for 100 Madarasa Centers was provided in R.E. in 2012 – 13.

## Infrastructure Development for Minority Institutions

The scheme focuses on extending new trends in Education to educationally backward minorities through provision of basic educational infrastructure and physical facilities in 9 Areas / Blocks identified by the Government of India in 6 Districts. The scheme provides funds - a maximum of Rs.50 Lakh per school in a plan period for infrastructure development of private aided/unaided minority elementary/ secondary/senior secondary schools. This financial assistance is provided on one time basis, once in five years.

## Improvement of Urdu Education – Appointment of Urdu Teachers

It is a central scheme implemented to provide financial support to the State Governments for appointing Urdu Teachers / Honorarium to existing teachers for teaching Urdu to students to promote Urdu. The Scheme is being implemented in the state.

## District Institute of Education and Training

23 Teacher Training Institutes have been upgraded into District Institutes of Education and Training (DIET)., Parallel Urdu medium sections are functioning in 13 DIETs with intake of 50 in each college and sanction given to 65 lecturer posts. Parallel Tamil medium section with intake of 50 is functioning at DIET, Chittoor at Karvetinagar and 217 private DIETs are functioning with 50 intakes in each college.

---

## RAJIV VIDYA MISSION

Rajiv Vidya Mission, Andhra Pradesh is implementing three schemes viz. Sarva Shiksha Abhiyan (SSA), National Programme for Education of Girls at Elementary Level (NPEGEL) and Kasturba Gandhi Baalika Vidyalayas (KGBVs) in the State for Universalisation of Elementary Education.

## A. Sarva Shiksha Abhiyan

Sarva Shiksha Abhiyan was introduced in 2001-02, with an aim to provide useful and relevant Elementary Education for all children in the 6 to 14 age group.

This is a centrally sponsored scheme being implemented in the state since 2001-02 to attain Universal Elementary Education. Rajiv Vidya Mission, Andhra Pradesh is the implementing society for Sarva Shiksha Abhiyan., SSA has been identified as the main vehicle to implement provisions of the RTE Act after the passage of Act.

### Objectives

- All children should be enrolled in regular schools.
- All children complete eight years of elementary schooling.
- Focus on elementary education of satisfactory quality with emphasis on education for life.
- Bridge all gender and social category gaps at elementary education level.

### Interventions

- Opening Primary Schools
- Upgradation of Primary schools in to Upper Primary Schools
- Upgradation of EGS / ALS to Primary Schools.
- Regular Teachers to New Schools – Primary and Upper Primary Schools
- Additional Teachers to existing Primary & Upper Primary Schools.
- Civil Works – Construction of School Buildings, Additional Classrooms, Mandal Resource Centers Buildings, Rooms for School Complexes, provision of Compound wall, Toilets, Electrification and drinking water facilities.
- Strengthening of Mandal Resource Centres and School Complexes.
- Maintenance grant to Schools with own buildings.
- Grants – School Grants and Teacher Grants.
- Teaching Learning Equipment to New Primary and Upper Primary Schools.
- Training to Teachers

- Innovations – Girls Education, Early Childhood Education, Education of SC and STs, Minority, Urban deprived Children and Computer Education for U. P Schools.
- Research, Evaluation, Supervision and Monitoring.
- Support to Children with special needs.
- Training of Community Leaders
- Interventions for Out of School Children
- Providing Special training to Out of School Children
- Uniforms to children studying in Government schools upto VIII class.
- Special Residential Schools for urban deprived children.

## B. National Programme for Education of Girls at Elementary Level

Government of India launched the National Programme for Education of Girls at Elementary Level (NPEGEL) in 2003 as amendment to the scheme of Sarva Siksha Abhiyan for providing additional components for education of girls at elementary level.

### Objectives

- a. To develop and promote access facilitate retention of girls and ensure greater participation of women and girls in the field of education.
- b. To improve the quality of education through various interventions and bring into focus the relevance of the quality of girls education for their empowerment.

### Coverage

661 educationally backward mandals in the state where female literacy rate is less than 46.13 of national average and gender gap was more than 21.59 as per 2001 census were selected for implementation of the programme. Notified urban slums are also eligible for NPEGEL programme implementation.

NPEGEL programme is being implemented on Model Cluster School approach in a decentralized manner.

The following are the main activities conducted during 11th Five Year Plan period.

- Vocational education in trades like fashion designing, embroidery, mehendi designing, preparation of candles, chalk pieces, soft toys, book binding etc.
- “Balika Chetana” a programme implemented in partnership with UNICEF aimed at empowering girls to overcome problems related to girls. As part of this programme training was given on gender discrimination, health, violence, media, leadership, child rights etc.
- Training was provided to girls on local cultural forms to provide knowledge of our culture and to preserve indigenous cultural forms like puppetry, folk songs, folk dance and other local art forms. ,

Substantial improvement was observed in retention and attendance among girls in the schools of educationally backward mandals due to the above interventions.

### Model Cluster School

Model Cluster School is a model girl-child friendly High school or UP school at cluster level that has been identified in all educationally backward mandals. 661 educationally backward mandals, 5765 MCSs were identified in all. Each cluster has about 5-10 habitations and on an average each block consists of 8-10 clusters. The girl-child friendly infrastructure is used by all schools on rotation in that cluster.

### Major Interventions of NPEGEL Programme

A maximum amount of Rs. 60,000/- per annum will be available to each cluster to implement additional interventions for promotion of girls education like remedial and supportive material for slow learners, Bridge Camps, Honorarium to part time volunteers, Training to teachers on Gender sensitization, Awards to best schools, MCS maintenance grant and Community mobilization.

### C. Kasturba Gandhi Balika Vidyalaya

The Government of India launched the in “Kasturba Gandhi Balika Vidyalayas (KGBV)” with boarding facilities at elementary level for girls belonging predominantly to SC, ST, BC and Minorities in Educationally Backward Blocks in the state in 2004-05.

### Objectives

- To ensure access and quality education to girls of disadvantaged groups of society by setting

up Residential Schools with boarding facilities at Elementary level.

- To provide quality education for drop out girls in low female literacy mandals.

### Implementation

609 out of 743 KGBVs were sanctioned during 11th Five Year Plan and all of them operationalized.

743 KGBVs were sanctioned in Educationally Backward Mandals in the state and all these schools operationalized by 2012.

### Educational Indicators

Substantial improvement especially in retention and transition rates has been witnessed during the 11th plan period. The retention rates at primary and elementary levels increased from 80.21 to 84.4 and 65.08 to 79.21 respectively where as the transition rate improved from 91.43 to 96.57.

### Opening of Regular Schools

243 primary schools and 223 upper primary schools were established in habitations without schools to provide schooling facility within a distance of 1 km and 3 kms respectively as per RTE norms during the plan period. 4 Residential schools were established in Hyderabad, Visakhapatnam, Vijayawada and Khammam cities for the education of deprived urban children. As per RTE Act, all children in the age group of 6-14 years shall be provided with access to elementary schooling facility within a distance of 3 kms. In case of habitations having sporadic population, transport facility was provided wherever opening of regular school was not viable. Accordingly, 28269 children were provided transport facility during 2011-12. There is a provision under SSA for sanction of 2 teachers for every new primary school and 3 teachers for upper primary school. Accordingly, 486 Secondary Grade Teachers and 669 School Assistants / equivalent cadre posts were sanctioned for the newly established schools.

### Coverage of Out of School Children

To achieve Universal Elementary Education, all children in the age group of 6-14 years are to be enrolled in regular schools. Accordingly, out of school children are being identified every year and enrolled in schools as part of SSA. RTE Act 2009 also mandates for enrolment of



out of school children in regular schools in age specific class and provision of special training to bring them on par with other children of that class. During XI Plan period 10.45 lakh out of school children were enrolled in regular schools and provided bridge course/ special training.

### **Support to Madarasas**

Support was provided to about 1068 madarasas covering 92,699 children to implement formal curriculum by the end of the 11th five year plan.

2859 Vidya Volunteers were provided to all Madarasas to teach Telugu, English and Science subjects.

### **Free Uniforms**

As a part of the implementation of RTE Act, uniforms were supplied to 52.66 Lakh children during 2010-11 and 56.26 Lakh children in 2011-12.

### **Quality Improvement**

Capacity building of teachers and implementation of innovative activities are the main activities initiated under SSA for quality improvement.

### **Capacity Building of Teachers**

All primary and upper primary school teachers were given orientation programme for about 20 days every year on class room practices. 2,48,873 teachers were trained in 2011-12.

### **Innovative Activities**

Some of the specific initiatives being implemented in all schools to improve quality under SSA are:

- Implementation of Children Language Improvement Programme (CLIP) during 2005–06 to achieve minimum competencies in language and arithmetic.
- Implementation of Children Learning Acceleration Programme for Sustainability (CLAPS) from 2006 – 07 to 2008 – 09, to achieve subject specific competencies in all curricular areas.
- Learning Enhancement Programme (LEP) – Attainment of class specific, subject-wise competencies among all children with a focus on improved classroom teaching learning processes.

### **Revision of Curriculum and Development of New Textbooks**

SCERT has been identified as the State Academic Authority according to the RTE Act 2009. It has developed the State Curriculum Framework -2011, on the lines of the NCF 2005. As per the new curriculum framework new textbooks have been introduced at elementary level.

### **Release of Teacher Grants, School Grants and TLE Grants**

- All teachers were provided 500/- every year as Teacher Grant to procure Teaching Learning Material to utilize in classroom teaching.
- All primary, upper primary and upper primary sections of high schools were given School Grant at the rate of 5000/- per primary school and 7000/- per upper primary school every year to procure required equipment, material etc.
- All newly established primary and upper primary schools were provided Teaching Learning Equipment grant of 20,000/- and 50,000/- respectively to purchase the required material for new schools.

### **Implementation of Innovative Practices at School Level**

Certain innovative practices like (1) Wall Magazine (2) School Post Box (3) Student diary (4) Children Clubs (5) Classroom Libraries and Teacher diaries were implemented in schools to develop and nurture innate abilities of children

### **Snehabala Programme – Self Learning Interactive Material cards for Class I & II**

SLIM cards were introduced under Snehabala for the classes I, II and III to make learning more child friendly with improved engagement. Sneha Bala, is a self learning interactive material card system designed as a part of Learning Enhancement Programme.

### **Features of Sneha Bala**

The programme is being implemented across the State for classes I & II.

- Cards are designed for Telugu, Mathematics, Environmental sciences curriculum with attractive colourful illustrations.

- Each lesson is presented in the form of a mile stones.

Each mile stone consist with competency specific, activity / tasks based cards

### Conduct of Children Talent Search

Several competitions in running, long jump, drawing, singing, creative writing and elocutions are being conducted every year at school, school complex and mandal levels to encourage children in all aspects, facilitate holistic development and nurture creativity and development. These include the following

### Mobile Science Laboratory

This is an innovative practice for demonstrating science experiments, science equipment, and maths lab equipment in schools. Children gain conceptual clarity through experimentation and by using teaching learning material in Maths and Science. The mobile Science vans provide an opportunity to children to view and conduct experiments and also strengthen capacity building of science and maths teachers in conducting experiments and using teaching learning material.

### Inclusive Education

- 21765 children are covered under Home Based Education for Children with severe and profound Mental Retardation.
- 54327 assistive devices were distributed so far to the children.
- 36476 schools were provided ramps with railings across the State. CwSN friendly toilets are being constructed on priority basis where required.
- Escort Allowance was provided to 11353 children who attend schools with escort support.
- Physiotherapy camps are conducted at every mandal once a week. 17586 children have benefited through this.
- 382 Inclusive Education Resource Centers were established (one for every three mandals) to provide Early Child Intervention, therapeutic services like Physiotherapy, Speech therapy, vision stimulation for CwSN and referral services to the parents and teachers of the CwSN.

### Computer Aided Learning

Sarva Shiksha Abhiyan provides for supply of computers to upper primary schools and implementio of Computer Aided Learning (CAL) to make classroom teaching interesting and for easy understanding of difficult concepts in various school subjects. Accordingly, 3050 schools were provided computers and CAL is being implemented in these schools.

### Civil Works

Civil works of 236 new primary school buildings, 55794 additional class rooms, 308 Head Master rooms, 28474 toilet units, 2055 drinking water units, 1537 boundary walls, 21674 ramps were taken up during the period of the 11th Five year plan.

Out of the 743 Kasturba Gandhi Balika Vidyalayas building sanctioned, 375 buildings were constructed and the remaining are in progress.

Out of the 60804 fresh approvals of AWP 53547 were completed and 3901 units are in progress in 2011-12.

45638 work proposals were approved in 2012-13 of which 1528 units were completed and 15568 are in progress.

### Achievements During 2012-13

#### Access and Out of School Children

- 435 new primary schools were opened in habitations where there are no primary school facilities.
- 295 Residential Special Training Centers were opened for out of school children. About 8680 children were enrolled and continuing their education in these centers.
- Details of all out of school children are being noted in the website.
- 23 out of the 27 sanctioned urban residential hostels opened in urban areas and 1326 deprived urban children admitted.
- 4 urban residential schools are running in Hyderabad, Krishna, Khammam and Visakhpatnam to provide education to urban deprived children. About 251 children have been enrolled.

### Teacher Training and Quality

- In service Teacher training to primary and upper

primary teachers was conducted in the State during June 2012.

- 133461 primary teachers and 62995 upper primary teachers attended this programme
- A 3-day training programme was conducted for 6973 H.Ms and Asst. Secretaries of School Complexes in July and August 2012.
- 6-day training was conducted for teachers working in KGBVs at district level during September 2012 in three spells. 4955 teachers attended the training programme.

### Tribal Education

- A programme called “QUEST” was organized in ITDA schools for providing quality education to ST children. About 99,923 children benefited.
- Sociolinguistic survey on tribal languages is going on in AP by 68 tribal teachers and 10 professors from different universities for expansion of MLE programme in TSP areas
- Mother Tongue Based Multi Lingual Education is being implemented at primary level in 8 tribal dialects for smooth transition of children from their local language to Telugu by the end of primary stage.

### Provision for Children with Special Needs

- 11464 Assistive Devices were distributed to identified CwSN during Education Fortnight.
- 3443 Free text books in Braille script were distributed to children with Visual Impairment and who are studying in schools.
- 42 Kasturba Gandhi Balika Vidyalayas at the rate of 2 per district (except Hyderabad and West Godavari) are earmarked as inclusive Kasturba Gandhi Balika Vidyalayas. One is meant for the Hearing Impaired Girls and the other for Visually Impaired. 473 Girls were admitted in the Inclusive KGBVs.
- 476 qualified Physiotherapists were engaged to provide physiotherapy to CwSN at every mandal point once a week across the state. 15746 children attended these camps.
- 1625 Inclusive Education Resource Teachers (IERTs) were engaged to conduct home based education for severe to profound disabled children. About 21,125

CwSN were covered under this intervention.

- 14,286 CwSN are being provided Escort allowance at the rate of Rs.250 per month.
- 382 Inclusive Education Resource Centers (IERCs) were started to cater to the special needs of the CwSN both in rural and urban area across the State. These centers provide therapeutic services such as physiotherapy, speech therapy, vision stimulation, logistic support for minor corrective surgeries, adoption of special methodology of teaching, provision of guidance and counseling to parents of CwSN and extending other referral services under one roof.
- A programme called “Chinnari Choopu” was conducted to screen and provide spectacles and perform surgical corrections to school children.

### Community Mobilization

Education Fortnight (Special Enrolment Drive) was conducted from 18th June to 2nd July, 2012 and 9th July to 21st July, 2012. The following are the main achievements of the drive

- 5 crore Text books were distributed
- 2,43,576 MLE Text books distributed to Tribal students
- 100% Uniforms Cloth was distributed
- 11,692 Aids and Appliances were provided to Children with Special Needs
- 3,356 Spectacles were distributed to Children with Special Needs (CwSN)
- Sanitary Napkins were supplied to 7,00 lakh Girl Children
- Training was conducted to SMC members on RTE Act. 16.24 lakh SMC members underwent this training.

### Girl Education

- 743 KGBVs are being run in Educationally Backward Mandals with 112951 enrolled children.
- Girls are being trained in life skills and applied learning skills like preparation of items with low cost and no cost material.

- Balika Sanghas are being formed and functioning in 5700 schools under girls empowerment activities.
- 4814 Out of School girls were enrolled into KGBVs and RSTCs through summer camps.

### Management Information System

- Under innovative activity a project of GIS has been developed in convergence with National Informatics Centre (NIC), AP Hyderabad to access school as per SSA norms.
- Each of the 920 UP Schools and 743 KGBVs in the state were provided 5 Desk top computers, 1UPS, 1 Printer and required furniture
- All MRCs in 11 districts were supplied computers, printers & UPS
- Development of CAL CDs is under process.
- A 12-days computer Refresher Course training programme was conducted for 3170 teachers of CAL Schools.

## INTERMEDIATE EDUCATION

A policy decision was taken in 1964 to change the structure of Secondary School system and introduce 10 year study duration instead of 11 years, followed by two years Intermediate Education in place of Higher Secondary and Multipurpose system. The Plus two stage education was introduced in Andhra Pradesh under 10+2+3 pattern from 1969-70. The Directorate of Higher Education has been bifurcated into two Directorates i.e., Director of Intermediate Education and Directorate of Collegiate Education with effect from 1-11-1989.

Directorate of Intermediate Education was established in 1989 with the objective of administering Intermediate colleges with particular reference to public funded institutions. There are 812 Government Junior Colleges and 12 Government Vocational Junior colleges under the administrative control of the Director of Intermediate Education. The Director of Intermediate Education looks after the functioning of 205 Private Aided Junior Colleges with regard to Grant-in-aid, service conditions and academic matters.

Four Regional Joint Directors of Intermediate Education offices at regional level and 18 District Vocational

Education officers at district level started functioning in 1999-2000. The offices of Regional Joint Director of Intermediate Education are located at Rajahmundry, Guntur, Kadapa and Warangal.

Conventional courses in Science, Arts and, Commerce and Vocational Courses are offered at intermediate in plus 2 education. 34 Vocational courses are also being offered in 1355 Junior colleges in the field of Engineering & Technology, Agriculture, Home Science, Para-medical, Business & Commerce and Humanities. Details about district wise and category wise junior colleges functioning are given in Annexure 8.8. The status of Junior colleges functioning under various managements is shown in Table 8.4.

**Table 8.4 : Category Wise Junior Colleges**

Sl. No.	Category	Number
1.	Government Junior Colleges	812
2.	Private Aided Junior Colleges	179
3.	Private Aided composite degree colleges offering Intermediate courses.	46
3.	Private Un-Aided Junior Colleges	3889
4.	Exclusively Vocational Junior Colleges (Private)	698
5.	Exclusively Vocational Junior Colleges (Government)	12
6.	Incentive Junior Colleges	114
7.	Others (APRJC, GOI, Social Welfare, Tribal Welfare, Disabled welfare, Co-operative, Railways)	386
<b>TOTAL</b>		<b>6136</b>

Source: Director of Intermediate Education

In addition to 698 Exclusive Private Vocational Junior Colleges, 12 Exclusive Government Vocational Junior colleges and 753 Junior Colleges (both Government and private) are also offering Vocational courses.

### Enrollment of Students

Details of student enrollment (as per fee paid to B.I.E.) both in conventional and Vocational Courses are given in Table 8.5.

**Table 8.5 : Enrollment in Junior Colleges**

Academic year	Conventional Courses	Vocational Courses	Total
2009-10	7,84,219	68,085	8,52,304
2010-11	8,18,100	73,078	8,91,178
2011-12	7,88,268	82,252	8,70,520
2012-13	9,16,893	1,01,474	10,18,367

Source: Director of Intermediate Education

## Results of Intermediate Examination

### A. General Courses

7,56,459 candidates are regular candidates and 1,89,235 are Private Candidates out of 9,45,694 candidates who appeared for 2nd year I.P.E March 2012 for General Courses. 4,41,966 students passed out of 7,56,459 regular students. Of these 2,04,263 procured 'A' Grade, 1,40,126 'B' Grade, 69,307 passed in 'C' Grade and 28,270 got 'D' Grade. The overall pass percentage is 58.43%. The performance of Girls' at 61.25% is better than that of boys - 55.94%. 52,792 candidates (27.90%) out of the 1,89,235 Private candidates.

### B. Vocational Courses

77,150 candidates appeared for 2nd year I.P.E March 2012 for Vocational Courses out of which 64,581 candidates are regular candidates and 12,569 are Private Candidates. Out of the 77,150 regular candidates 34,644 passed. Of these 12,209 passed in 'A' Grade, 20,172 in 'B' Grade, 2,191 in 'C' Grade and 72 in 'D' Grade. The overall pass percentage is 53.64%. Performance of Girls' at 58.02% is better than that of boys at 49.67%. 2,972 candidates passed (23.65%) out of the 12,569 Private candidates.

## Abolition of Shift System in Government Junior Colleges

Earlier 269 Government Junior Colleges functioned in shift system. After the concerted efforts made during the last two years, many Government Junior Colleges have been brought back to General / Regular working hours of 9.45 AM to 4.30 PM (i.e. 2 sessions) dispensing with the unhealthy practice of shift system. Funds have been sanctioned and released in phased manner to Government Junior Colleges, which possess land for construction of permanent buildings. This aims to over-come scarcity of accommodation and enable all Government Junior Colleges to function in general/

regular timings invariably. The unpleasant shift system is abolished and the same is to be replaced by General timings. Removal of undesirable shift system is most effective in promoting academic progress / advancement of students. The smaller 45 minutes period, instead of the regular 50 minutes duration was damaging. Further, the 55 minutes lunch break of provided time to students and staff to refresh themselves and concentrate better on studies. General timings are more useful in promoting academic performance/ pass percentage in Government Junior Colleges. This was clearly established in the last three years improvement in performance of students and got reflected in the Public Examination March 2008 results also. Presently, 131 Government Junior Colleges are functioning in Shift System as they function along the Degree Colleges/Polytechnics/Schools etc. in which 51 newly sanctioned Government Junior Colleges & 12 newly sanctioned Government Vocational are included.

## Redeployment of Surplus Staff

Many aided Junior Lecturers who are working without sufficient workload in Private Aided Junior Colleges have been identified. The surplus Junior Lecturers in private Aided Junior Colleges are being redeployed to needy Government Junior Colleges to meet requirement of classroom teaching and to reduce the burden on Government of appointing contract faculty.

## Appointment of Contract Faculty

About 8,215 Junior Lecturers were engaged on contract basis in Government Junior Colleges during this academic year 2012-13. Faculty on contract are being engaged from the date of reopening to the last working day of the college. Contract Faculty are engaged in Government Junior Colleges duly following the rule of reservation at Zonal level, from the academic year 2009-10. Contract lecturers are engaged at the beginning of the academic year in the vacant posts in Government Junior Colleges and the remuneration was enhanced to Rs 18000/- per month w.e.f. June, 2011 for both Urban & Rural areas. The contract faculty engaged will not be renewed automatically in successive years unless they attain district average or 20% below the district average in relevant subjects.

## Recruitment of Junior Lecturers

1100 vacant posts of Junior Lecturers have been filled-up by the APPSC and issued appointment orders. Further estimates have been submitted to Government

to fill-up remaining 4415 vacant posts of General Junior Lecturers and 1735 Vocational Junior Lecturers.

### **Tele-Lessons (Mana TV) / e - Class Room**

Live Tele-lessons on important subjects were transmitted for the benefit of students in 540 Government Junior Colleges through Mana TV. The introduction of Audio Visual instruction has improved results of Public Examination.

Tele-lessons were also broadcasted through Doordarshan Saptagiri channel. It is also proposed to transmit the lessons through Broad Band Connectivity to all Government Junior Colleges in the state in phased programme in addition to Doordarshan Saptagiri channel. Electronic class rooms were established in 593 Government Junior Colleges with latest technology. Content C.D's are provided by the Board of Intermediate Education.

### **Training Academy (Gurukulam)**

Training orientation programmes are designed in academic and administrative matters for Principals, Officers of the Department, Staff and also to Junior Lecturers of General and Vocational Courses.

### **Up gradation of Laboratories**

Government has decided to improve the Laboratories facilities in Govt.Jr.Colleges and to conduct practical examinations in Jumbling System. Accordingly, Laboratory Equipment was up-graded in 566 Government Junior Colleges with Rs.9.80 Crore.

### **Rural Infrastructure Development Fund**

Construction of buildings, toilets and drinking water facilities are being provided in Government Junior Colleges in the State under Rural Infrastructure Development Fund. An amount of Rs. 43.40 Crore was provided for 388 projects, out of which Rs. 38.70 Crore expenditure was incurred upto 2011-12 under RIDF-XI. 313 works were completed, 49 works are to be completed and the remaining 26 works cancelled.

Administrative sanction was accorded by the Government with an estimated cost of Rs. 50.00 Crore for additional accommodation in Govt.Junior Colleges under NABARD RIDF-XIII. Out of this, an amount of Rs.32.46 Crore expenditure was incurred. 207 works are in progress and 65 works were cancelled out of

272 works. The department has taken special initiative to complete all incomplete works under RIDF-XI and RIDF-XIII for which no further funds from NABARD is forthcoming. The department has sanctioned Rs.690.11 Lakh for 90 works under RIDF-XIII from regular budget under non-plan.

The Government issued administrative sanction for the construction of attached Hostel Buildings in 19 Government Junior Colleges under NABARD RIDF-XIV and the works are under progress. These works will be completed by June 2013.

### **Remote Interior Area Development**

The Government accorded administrative sanction for construction of additional accommodation to 35 Government Junior Colleges under RIAD program in 2008. Out of these tenders were called for 35 works and finalized for 10 works only. Out of 10 works, 7 completed, 1 work is in progress, and 2 works were not grounded. So far this department released Rs. 278.52 Lakh towards the work done.

### **Vocationalisation of Education**

Vocationalisation of Education was given high priority in the National Policy of Education 1986. The main objectives of Vocationalisation of Education as spelt out in National policy on Education 1986 are according priority for diversifying courses of study, enhancing employability of students, reducing gap between demand and supply of skilled man power, and reducing pressure on universities for admissions. The Government of India provided liberal financial assistance to the state during the 8th plan period for effective implementation of the programme. The State Government released the amount duly converting the plan schemes into non-plan schemes in the 10th plan period. 290 new sections have been sanctioned in the 10th plan under centrally sponsored scheme at a total cost of Rs.16.00 Crore. Classes have commenced from 2007-08 academic year. Vocational Education is to be promoted as a part of the national policy on education for acquiring skills and self-employment.

Vocational pass outs are sponsored for one year apprenticeship training in Hospitals / Business firms / Industry. Selected candidates are entitled to a stipend of Rs. 1970/- per month during this one-year training period, half of which will be reimbursed to the training agencies by Government of India through Board of Apprentice Training Chennai. 15 Apprenticeship Melas

were conducted and 8219 candidates placed upto June, 2012. The intake capacity in vocational courses at plus 2 level is 80,000 and the enrolment during 2012–13 was 1,01,474 in the 1st year.

### Short Term Vocational Courses

There are 22 short term Vocational Courses. The State Institute of Vocational Education wing in the Commissionerate of Intermediate Education is authorized to conduct examinations and issue certificates for the short term Vocational Courses to students from the academic year 2006-07. Nearly 9,000 students were admitted in these courses for 3 modules during the year 2011-12 module in various short-term Vocational institutions through-out the State. The department trained 31,000 students through Short Term Vocational Courses during the year 2012-13. The State Institute of Vocational Education conducts 3 months, 6 months, and 1-year duration certificate courses for the benefit of drop outs, SSC failed / pass, Inter failed/ passed candidates through-out the state. It is aimed to improve employability skills of unemployed in both wage and self-employment.

## COLLEGIATE EDUCATION

Various programmes are being implemented for sustaining and promoting quality of education and for providing purposeful education , particularly to the students hailing from marginalized sections of the society. The Department of Collegiate Education monitors the administrative functions and academic quality in 252 Government Degree Colleges and 179 aided colleges existing in the state. The department also looks after the development needs of all Government colleges. Details about the number of Degree Colleges and their strength is shown in the Table 8.6.

**Table 8.6 Degree Colleges and Students, 2012-13**

(Nos)

Type	Colleges	Students
Government Colleges	252	1,90,933
Aided Colleges	179	1,43,761
<b>Total</b>	<b>431</b>	<b>3,34,694</b>

Source:Commissionerate of Collegiate Education

## Important Programmes / Initiatives

### A. Academic - Starting New Courses

The Department has introduced need based, job oriented new courses like Biotechnology, Industrial Chemistry, Microbiology, Computer Science, Communicative English, Tourism, Advertising and Sales Promotion etc., in Government Colleges in the last few years on partial self financing basis keeping in view recent developments in Higher Education. PG courses, on self financing basis were also sanctioned every year on the basis of demand and facilities available. These courses are accessible to students belonging to the poor and marginalized sections. During the last three years, 76 Under Graduate restructured courses were started in 78 degree colleges. Similarly, 60 Restructured Post Graduation courses were started in 59 colleges.

### Intensive Remedial Coaching

IRC was introduced for Degree final year dropouts to facilitate them to complete graduation and acquire eligibility in jobs market. They are provided intensive coaching in the subjects to be cleared and also provided training in employability skills on JKC platform. The duration of IRC is three months. So far, 19,000 students have taken up the intensive remedial coaching.

### Employability Enhancement Jawahar Knowledge Centres

Jawahar Knowledge Centers, initiated by the State Government, have evolved into a dynamic and student friendly platform to accommodate job aspirations of students in degree colleges. JKC has successfully risen to this challenge of training students in skills relevant to the needs of the job markets and is helps them adapt to competitive global business environment. 333 JKC's were established in Degree colleges and students trained in Communication skills, soft skills, analytical skills and computer skills. of Commerce students have the opportunity of undergoing training in financial accounting packages. Students trained in JKC's are shown placement opportunities in noted and well placed companies. Students interested in banking sector are also trained through JKC BET (JKC Bank Exam Training) programme and the curriculum followed in this training programme is in tune with the requirements of Banking sector and bank examination pattern. Efforts are underway to strengthen JKC and increase the placement percentage during 2012-13. JKC achievements are shown in Table 8.7.

**Table 8.7 : Students Trained in JKC and Jobs Secured**  
(Nos)

Year	Trained in JKC	Jobs Secured
2006-07	619	354
2007-08	20,787	4,193
2008-09	27,161	2,088
2009-10	9,311	1,852
2010-11	15,967 STP 5,949	2,293
2011-12	21,619	2,048
2012-13	10,756	1,233
Total	1,12,169	14,061

Source: Commissionerate of Collegiate Education

## Accounting Executive Course

Apart from the above programs, a short-term accounting executive course for Commerce students is introduced to provide employable and work oriented skills to students for securing employment under JKC. The duration of the course is 240 hours spread over a period of four months. Intensive training is given in Tally financial accounting package, Communication skills and Computer skills. A total of 5,986 students in 116 Government and Private Aided Colleges were trained. The trained students are placed through campus recruitment drives/ Job melas.

## Medical Transcription Course

Medical Transcription Course was introduced in JKC platform on pilot basis at Government City College, Hyderabad. The duration of the course is 3 months and 100 students were trained. 74 students were placed in various medical transcriptions companies immediately on completion of the course.

## Special Training Programme

STP was undertaken to train students for job opportunities in Government, and Public sector units. Students are given rigorous training for 2 months to help them succeed in competitive examinations. 5949 students were trained so far.

## Special Concession to SC/ST & Disabled

JKC registration fee for SC/ST was waived from this year. Free training was provided to disabled students by meeting their fee from existing JKC funds of respective GDC.

## Action Plan for 2012-13

Students in JKC are to be divided into two groups.

- Group I - Students interested in pursuing Higher Studies after graduation.
- Group II – Students requiring JKC training for immediate employment.
- Group II Students will be given priority in giving “add-on training module, fully residential for 10 days at the rate of 6 hrs per day on specific employability skills and special soft skills” before attending job drives.
- Certification of JKC students through NASCOM

## B. Infrastructure Development

### Establishment of Womens' Hostels

Hostel facility is being provided to women students to encourage their education. University Grants Commission has sanctioned construction of hostel buildings in 78 Government Degree colleges and construction work is in progress. Recently Women Hostels were Sanctioned to 11 more Government Degree Colleges during XI Plan.

### Development of Model Colleges

Government of India introduced the concept of Model Degree Colleges covering 374 districts in the country through XI Five Year Plan based on low Gross Enrolment Ratio in Higher Education. Central assistance through the UGC is limited to 1/3 of the capital cost subject to a limit of Rs.2.67 crore per selected Model College and the balance requirement of the capital cost along with recurring costs to be met by the State. The Government of India identified 11 districts in Andhra Pradesh which have GER at 6% but less than national average. These 11 districts are, Srikakulam, Vizianagaram, East Godavari, West Godavari, Prakasam, Kurnool, Ananthapur, Adilabad, Mahabubnagar, Medak, and Nizamabad.

### English Language Labs

English Language Labs were established in 75 Government Colleges with an expenditure of Rs.18.00 Lakh for each lab. Students are trained in English Communication Skills, Analytical Skills, Employability Skills and Technical Skills through most advanced user



friendly audio visual mode of learning packages. An English Language Lab has one server with thirty client machines connected through LAN and installed with English Language software.

### C. Capacity Building Accreditation of Colleges by National Assessment and Accreditation Council

Measures are taken to motivate staff and students of colleges to obtain accreditation from 'National Assessment and Accreditation Council', which is a significant parameter for assessing performance quality of the college. 120 colleges got B and above grades out of the 130 Government colleges accredited. Grades obtained by the colleges are shown in Table 8.8.

**Table 8.8 : Grades obtained by Govt. and Aided Colleges**  
(Number)

Grade	Govt. Colleges	Aided / Unaided Colleges	Total
A	4	26	30
B, B+ and B++	116	66	182
C, C+ and C++	10	6	16
Total	130	98	228

Source: Commissionerate of Collegiate Education

30 Govt Degree Colleges got Reaccreditation from NAAC, AP, out of which 10 colleges got 'A' Grade and 20 colleges got 'B' Grade as on 30-11-2012.

### State Level Quality Assurance Coordination Committee

The State Government, at the request of NAAC Bangaluru, has established a State Level Quality Assurance Coordination Committee. The Committee reviews the progress towards quality assurance through NAAC assessment and other appropriate measures in institutions of higher education in the state.

### State Quality Assurance Cell

Government of Andhra Pradesh established the State Quality Assurance Cell, the functional unit of SLQACC in the Commissionerate of Collegiate Education with the following objectives.

- To plan and organize activities and programmes that help expedite the NAAC accreditation of institutions in the State.
- To take up quality enhancing activities.
- To plan and organize post accreditation activities in the institutions.

Keeping the above objectives in view, SQAC organized a number of workshops, conferences, meetings, seminars etc., for creating quality awareness at the office of CCE and also at different colleges spread across the State.

### MANA TV

Department of Collegiate Education is facilitating telecast of curriculum based degree lessons for 12 conventional and 4 restructured subjects through MANA TV, which supports and supplements the normal teaching by providing latest information. This modern and innovative learning system of telecast is received by 170 Government colleges in the State benefiting large sections of students belonging to rural and semi rural areas.

Innovative live programmes like Teleconferences, Telecounselling and Panel discussions were organized through MANA TV which generated huge enthusiasm among teachers and students and led to discussions in colleges. In addition to the above, special live training programme for competitive examinations like BSRB, RRB, SSC are also arranged. Certificate Courses in communication skills and revision for University examinations were arranged for students.

### District Resource Centres

District Resource Centers (DRC) were established in select colleges of 23 Districts to optimize utilization of resources by pooling and sharing among all the Government Colleges in the district. This provides additional support to students of Government Degree Colleges situated in semi urban, rural and remote areas. The DRCs have been conducting activities like extension lectures, seminars, academic competitions for students by sharing teacher expertise, labs, library, and other learning resources and sports infrastructural facilities. The DRC has emerged as a platform for conducting various activities over a period of time. Recently, subject wise orientation training programs for lecturers and induction training programs for newly recruited lecturers were conducted on DRC platform in association with APSICHE and Universities.

## Extension Programmes

The Commissionerate of Collegiate Education is working towards promoting certain community development programmes with the help of colleges under its control. 150 Government Degree Colleges started Consumer Clubs, Eco Clubs, Red Ribbon Clubs and Heritage Clubs to educate students and society about consumer awareness, AIDS awareness, protecting environment and ecological balance and preservation of Heritage and cultural monuments.

## State Teacher Awards

The State Government gives State Teacher Awards to meritorious University and College teachers every year commemorating birth centenary day of Dr. Sarvepalli Radhakrishnan, a great scholar and the former President of India. 48 Awards were given to University Teachers and 35 awards to affiliated college teachers, (total 83 awards) were presented in 2012-13 (on 05-09-2012).

## Training Programmes

- The department conducted 6-day Residential Training Programme in association with APSCHE, Hyderabad at Academic Staff College, Andhra University, Visakhapatnam for newly recruited Lecturers from 2nd May, 2012 to 7th May, 2012 on various aspects of Higher Education, Structure and initiatives of the department. 38 lecturers were trained in this program.
- The department conducted 6-day Residential Training Programme for Principals and NAAC Coordinators from 25th May, 2012 to 2nd June, 2012 on quality initiatives in colleges as NAAC accreditation is a measure of quality in higher education. 104 Principals and lecturers were trained in this program.
- The department conducted 6-Day Residential Training Programme at Academic Staff College, MANU University, Hyderabad for newly promoted Principals of Govt. Degree Colleges from 18th June, 2012 to 23rd June, 2012 on academic, administration and financial matters to equip them with requisite knowledge and skills. 35 Principals were trained in this program.
- The department conducted one day training Programme for select Principals and Lecturers on RC & OC on 11-09-2012 to discuss about topics to be selected in courses schedule.

- The department conducted 3-day Residential Orientation Training Programme for select Lecturers in Physics, Chemistry and Commerce with less than 40% results in University Examinations from 13-09-2012 to 15-09-2012 on select topics to improve results in University Examinations. Subjects were chosen on the basis of the degree of difficulty and poor performance of students in University Examinations. 50 Lecturers were trained in this program.
- The department conducted 6-day Residential Training Programme for Principals and NAAC Coordinators from 25th September, 2012 to 28th September, 2012 and on 4th, 5th October, 2012 on quality initiatives in colleges as NAAC accreditation is a measure of quality in higher education. 142 Principals and lecturers were trained in this program.
- The department conducted 6-Day Residential Training Programme at Dr. MCR HRD Institute of Andhra Pradesh, Hyderabad for newly promoted Principals of Govt. Degree Colleges from 15th October, 2012 to 20th October, 2012 on academic, administration and financial matters with the objective to equip them with requisite knowledge and skills. 79 Principals were trained in this program.

## District Collegiate Education Development and Review Committee

The Committee (DCEDRC) was constituted at the district level under the chairmanship of the district Collector to review and facilitate coordination among concerned departments and other organizations for effective implementation of academic, co-curricular and extra curricular activities in Government and aided degree colleges. The DCEDRC meetings for the academic year 2011-12 were successfully conducted, where in fruitful and useful outcomes emerged under the guidance of District Collectors.

## IT initiatives

Some of the IT initiatives taken up are as under:

Software development for college Management Information System through departmental website [www.apcce.gov.in](http://www.apcce.gov.in) and Email management.

- Software development for results analysis

- Software Development for workload particulars for prescribed curriculum
- Establishment of English Language Labs

## Recruitment of Lecturers in Government Degree Colleges

A.P. Public Service Commission, Hyderabad issued Notification for recruitment of 656 lecturer posts in Government Degree Colleges under direct recruitment. Written Test and Oral Test (interviews) were conducted and final selection list of qualified candidates is to be communicated. 897 vacancies meant for promotion are notified to the Commissioner of Intermediate Education.

---

## TECHNICAL EDUCATION

Technical Education department promotes Technical Education in the State to bring out good engineers and technicians with profound knowledge, skill, positive work culture, improved efficiency and productivity. The ultimate goal is to ensure effective working of our industries and to shape our students to be competitive in the global market.

The department is responsible for development of Technical Education both at Degree (Graduate Engineers) as well as Diploma level (Technicians). The Department implements policies of the State Government and also coordinates with All India Council for Technical Education (AICTE) in processing applications for the establishment of Engineering M.B.A., M.C.A., B.Pharmacy and Polytechnic Colleges and institutions, enhancement of sanctioned intake, introduction of new courses etc., in them.

- The Government's proactive policy has been implemented by this department with increased intake in Technical Institutions particularly at Degree level.
- The department encourages qualitative Technical Education at degree and diploma levels through improved standards set by AICTE and National Board of Accreditation (NBA).
- Encourages up-gradation of equipment through a scheme of Modernization and Removal of Obsolescence (MODROBS) of AICTE.

- Established SONET (Society for Networking for Excellence in Technical Education) to provide interconnectivity among Engineering Colleges, to adopt innovative teaching practices, digital library, video conferencing etc. throughout the State, to benefit all Technical Institutions. SONET today provides latest international technical journals to its member colleges benefiting Lakh of students.
- Conducts web based admissions for EAMCET, ECET, ICET and CEEP as per ranks secured by candidates at 50 and 37 helpline centers in Andhra Pradesh, viz., Hyderabad, Visakhapatnam, Guntur, Tirupathi, Kadapa and Warangal. This enables students attend counselling at any one of the above places in the State as per their convenience and select college and course of their choice.
- Coordinates with the Board of Apprenticeship Training (BOAT), Ministry of Secondary and Higher Education, Govt. of India and various other organizations/industries to provide apprenticeship training to thousands of Engineering Graduates and Diploma holders including sandwich courses to improve their skills to fit into the best production centers in the country
- The department and the State Board of Technical Education and Training arrange transmission of recorded technical lessons and live interaction between students and lecturers through KU Band and teach students via electronic classroom simultaneously around the State.
- Provide facilities for Career Guidance and counselling for Engineering Degree/Diploma students of and enable them plan future prospects
- Encourages establishment of Industry-Institution-Interaction Cell with aid from AICTE. Thus industry can participate in the development of skills of students and staff in different practical areas.
- The department and the Board, provide academic improvement at Diploma level for in-service candidates, through Correspondence cum Contact Courses (CCC).
- Encourages Internal Revenue Generation (IRG) throughout the State in Polytechnics, to update their skills and find out resources for institutional development.

## Professional Colleges

The details of professional colleges and intake of students in the state are shown in Table 8.9.

**Table 8.9 : Professional Colleges and intake of Students**

Course	No. of Institutions	Intake
Engineering	707	3,35,000
MCA	644	46,795
MBA	926	86,905
B. Pharmacy	290	29,520
Polytechnics	263	76,000
D.Pharmacy	47	2,560

Source: Technical Education Department

## Grant – in-aid is Provided to the following Institutions

### A. Degree level

- Jawaharlal Nehru Technological University, Hyderabad, Ananthapur, Kakinada
- JNTU- Fine Arts and Architecture
- Oil Technology Research Institute (OTRI), Ananthapur
- Jawaharlal Nehru Technological University New Engineering Colleges at Pulivendula, Karimnagar, Vizianagaram
- 21 st Century Gurukulams of AP state Council for Higher Education, Hyderabad
- Rajiv Gandhi University of Knowledge & Technology (RGUKT) for APIITs

### B. Diploma level

- Kamala Nehru Polytechnic for Woman, Hyderabad (100% aid)
- Central Institute of Commerce, Secunderabad (100% aid)
- Sri Padmavathi Women's Polytechnic, Tirupati (50% aid)
- S.M.V.M. Polytechnic, Tanuku (100% aid)
- Food Crafts Institute Visakhapatnam (100% aid).

## A. Initiatives to Improve Access

### a. Polytechnic Colleges

There are 263 polytechnic institutions in the state with a total intake of 76,000 and 47 D.Pharmacy Institutions with a total intake of 2560. Details about the number and intake in Polytechnics colleges during 2012-13 are shown in Table 8.10

**Table 8.10 : Growth of Intake in Polytechnics 2012-13**

Type	Number	Intake for 2012-13
Govt.Polytechnics	118	25035
Aided Polytechnic	4	1135
Private Unaided Polytechnics	73	35670
Engineering Colleges	68	14160
D.Pharmacy	47	2560
Grand Total	310	78560

Source: Technical Education Department

### b. New Government Polytechnics

The Government has sanctioned 3 new Government Polytechnics during 2012-13 at Chinamerangi of Vizianagaram District, Narpala of Anantapur and Cheriyal of Warangal District to provide increased access to Technician Education.

### c. New Engineering Colleges

Two New Constituent Engineering Colleges of JNTU were sanctioned at Manthani of Karimnagar District with the help of Singareni Collieries Co Ltd and at Singur of Medak District to provide access to Engineering Education

### d. Second Shift Polytechnics in Polytechnics

Second shifts in 22 Govt., 1 aided and 23 Private unaided Polytechnics was permitted.

### e. Second shift Polytechnics in Engineering Colleges

Polytechnic was introduced and admissions made in second shift in 68 Engineering colleges.

## **B. Initiatives for Improvement of Quality**

### **a. Establishment of Skill Development Centres**

SDC is different from other training providers in its objectives and mode of functioning. While other training providers cater to different disciplines and adopt a general skill frame work, SDC restricts itself strictly to students pursuing professional courses in Polytechnics and Engineering Colleges. A training curriculum has been chalked out keeping in mind technical students, immediate job needs and related skill set and the support of live projects.

The Government accorded administrative sanction for Rs 660.00 Lakh for establishing 25 Skill Development Centres in 23 districts of State on a self sustainable basis.

### **b. Technical Education Quality Improvement Programme**

This is a centrally sponsored scheme of Rs 263 Crore with matching state share of 25% and Central share of 75%. 18 institutions have been covered under the scheme to improve the quality in U.G. P.G Professional Engineering and colleges, assist Demand driven Research, Development and innovation and cater to the requirement of employability skills in global markets. 16 Private unaided colleges and 6 University colleges.

### **c. Rajiv Yuva Kiranalu**

The Department was identified under Sub-Mission 3 of Rajiv Yuvakiranalalu and given a target of placing 3400 during current year and 1460 till Dec'2011 and an overall placement target of 17000 till Dec'2015 to Polytechnic and Professional college students of the state.

### **d. Recruitment**

The Government has issued orders to notify APPSC to fill up 839 Lecturer posts which are vacant in Government polytechnics to improve the quality of diploma education.

### **e. Task Force for Inspection of Professional Colleges**

Higher Education (EC2) Department constituted the State Level Task Force, Regional Level Task Force, District Level Task Force for Inspection of Professional colleges in the State to improve quality of engineering and management education.

## **Schemes**

### **A. Pratibha Scholarships**

Merit certificates and Scholarships to meritorious students are being awarded under Pratibha scholarship to promote quality and excellence in education. An amount of 17,500 for EAMCET(Eng), ECET, ICET (MBA, MCA), Rs.20,000 EAMCET(Medical) National level Institutions like IITs and IIMs etc.,and Rs.10,000 for Diploma courses(CEEP) is being provided. An amount of 20 Lakh was allotted in 2012-13 for these scholarships.

### **B. Remote and Interior Area Development Scheme**

The department implementing RIAD in four Government Polytechnics located in Remote areas i.e., Bhadrachalam, Kothagudem, Srisailam and Paderu for infrastructure development since 2008-09. 1.00 crore was allotted for infrastructure development in 2012-13. Additional Hostel Blocks were sanctioned for GMR Polytechnic, Srisailam worth Rs. 2.27 Crore under RIDF-XIV and the construction is in progress.

### **C. Apprenticeship Training**

Technical Education Department coordinates with the autonomous body under Government of India - the Board of Apprenticeship Training (BOAT) through its Southern Regional Office at Chennai and various organizations/industries for providing apprenticeship training to graduates and diploma holders including sandwich courses to improve skills to fit into the best production centres in the country.

There is a dearth of diploma holders for apprenticeship because they opt for higher education and engineering graduates move on in search of greener pastures, like the IT Sector.

### **D. The Rajiv Gandhi University of Knowledge Technologies**

The Government of Andhra Pradesh established Rajiv Gandhi University of Knowledge Technologies (RGUKT) through Act 18 in 2008 to cater to educational needs of rural youth. Three fully residential IIITs were established under the RGUKT at Basar in Adilabad District, Nuzvid in Krishna District and R.K. Valley in Kadapa District. These institutes are meant to specialize in teaching and research in Information

Technology and emerging areas of Engineering and Science. Around 2000 students were admitted in each IIT in the academic year 2008-09. These IITs offer Under Graduate Programmes that lead to a B.Tech Degree in six years.

Admissions are made after SSC (Class X) on the basis of marks obtained in the board examination. The first two years of education by and large corresponds to intermediate syllabus and subsequent four years are meant for engineering education. The pedagogy followed at RGUKT is based on learning to learn and life long learning philosophy. All education is imparted through the use of Information and Communication Technology. Each student is given a lap top. The RGUKT Head was shifted from IT & C Department to Technical Education Department and an amount of Rs. 600 Crore was allotted during 2012-13 under the plan scheme.

### Buildings for New Government Polytechnics

57 new government polytechnics were sanctioned by the Government from 2008-12. Rs. 39.00 Crore were allotted under RIDF XVI in 2012-13 for the construction of polytechnics. Rs 50.00 Crore were allotted under normal state plan for construction of buildings in technical education department during 2012-13.

Rs 5.00 Crore was allotted for construction of Government Polytechnics buildings for Minorities during 2012-13. Construction work in 27 Polytechnic buildings is in finishing stage and others are in Progress.

### Craftsmen Training

Under Employment and training programme Craftsmen training is being imparted in 140 Government Industrial Training Institutes and 658 Private ITCs. The total intake capacity of Government ITIs was 24,250 and Private ITCs 74,500 students in 2012-13.

## FAMILY WELFARE

Family Welfare Department provides maternal health care, child health care and family welfare services through 12,522 Sub-Centres, 1,624 Primary Health Centres, 292 Community Health Centres, 91 Area Hospitals, 17 District Hospitals, 11 Mother and Child Care hospitals and 14 Teaching hospitals. There are 116 Urban Family Welfare Centres, 12 Urban Health Posts in Hyderabad

and 272 Urban Health Centres in Urban Areas of the State.

Improved literacy standards, raised awareness levels among families, continuous monitoring and care of mother and child before and after deliveries; and improvement in health parameters is being realised over the years through the thrust and concerted efforts that are being put in implementation of several Medical and Health programmes. The estimated Birth rate, Death rate and Infant Mortality Rates for the year, 2011 in the state are 17.5, 7.5 and 43 respectively while it is 21.8, 7.1 and 44 for All India (as per Sample Registration System, Bulletin Oct.2012). The Male and Female expected life at birth in the State is 66.9 and 70.9 respectively as against the All India figures of 67.3 and 69.6 in (2011-15). . Maternal Mortality Ratio (MMR) is defined as the proportion of maternal deaths per 1,00,000 live births reported, which is 134 in the state as against 212 in All India as per the Sample Registration System, 2007-09. Details of health parameters are shown in Table 8.11.

**Table 8.11 : Performance in Certain Health Parameters**

Year	IMR	MMR	Crude Birth Rate	Crude Death Rate	Expected Life at birth
2001	66	195 (2001-03)	20.8	8.1	M-64.1 F-65.4*
2002	62		20.7	8.1	
2003	59		20.4	8.0	
2004	59	154 (2004-06)	19.0	7.0	M-65.4 F- 69.4 \$
2005	57		19.1	7.3	
2006	56		18.9	7.3	
2007	54	134 (2007-09)	18.7	7.4	M-66.9 F-70.9 @
2008	52		18.4	7.5	
2009	49		18.3	7.6	
2010	46		17.9	7.6	
2011	43		17.5	7.5	

IMR= No. of Infant deaths during the year per thousand Live Births.  
MMR= Maternal Mortality Ratio is proportion of maternal deaths during the year per 1,00,000 live births reported.  
Crude Birth Rate =No. of Live Births during the year per 1000 population.  
Crude Death Rate=No. of Deaths during the year per 1000 population.  
\* Projections for 2001-2006, \$ Projections for 2006-2010 @ Projections for 2011-2015  
Source:SRS Bulletins, Registrar General,India

### A. Maternal Health Care Services

Maternal Health Care Services are being provided to pregnant woman by implementing the following schemes/ interventions:

### **a. Accredited Social Health Activist**

ASHAs act as health resource person of first resort to provide all Maternal & Child Health services to the community in rural areas. Started in 2005-06, a total of 70,700 ASHAs were selected and positioned in 23 districts. After a 30 day training, 55,400 of them were placed in rural areas, 5,300 in urban 10,000 in tribal areas. ASHA day meetings are conducted on first Tuesday of every month. They are sensitized on health issues and are facilitated to meet personnel from convergent departments like Panchayat Raj, Women Development & Child Welfare, Indira Kranthi Patham, Self Help Groups and NGOs.

### **b. Comprehensive Emergency Obstetric and Neonatal Care Services**

156 CEMONC Centres were established at select 4 to 9 First Referral Units in each district of the State to promote institutional deliveries, attend emergency pregnancy, delivery and child birth cases being reported within a range of 35 to 40 kms. Obstetrician and anesthetist specialist services and emergency blood transfusion services are made available round-the clock.

### **c. Blood Bank and Blood Storage Centres**

19 Blood Banks and 81 Blood Storage Centres were established at various stages and are functioning since 2005-06. Indian Red Cross Society has been appointed by the Government of Andhra Pradesh (GOAP) as the State level nodal agency for providing blood transfusion services.

### **d. 24-hours Mother & Child Health Centre**

800 PHCs were notified as 24 hour round the clock Mother and Child Health Care centers in 1997-98 to promote institutional deliveries as it was noted that 50% of the maternal deaths occur during or immediately after child birth and to reduce infant and neo-natal mortalities. 73,463 deliveries were conducted during 2011-12, and 33,362 deliveries were conducted during 2012-13 (upto September, 2012).

### **e. Janani Suraksha Yojana**

A cash incentive of Rs.700/- is given to pregnant woman to promote deliveries in public institutions in rural areas under this scheme. It was launched by the Government of India (GOI) in April, 2005 and GOAP started implementing it from 1st November, 2005. GOAP

has also introduced Sukhibhava scheme to provide Rs.300/- to below poverty line (BPL) rural pregnant woman who deliver in government institutions along with Rs.700/- under JSY. The scheme was extended to provide Rs. 600/- to under BPL urban pregnant woman who deliver in government institutions. Home deliveries were provided an amount of Rs.500. Rs. 20.80 crore were made available to districts to make payments to eligible beneficiaries in 2011-12. There were 2,61,860 JSY beneficiaries during 2011-12 and 1,03,396 during 2012-13 (upto September, 2012).

### **f. Village Health and Nutrition Day Centres**

VHNDs are regularly conducted in 20,144 villages in the state to increase community awareness issues like age of marriage, registration of all pregnant women at 12 weeks, 3 times check up by MPHA (F), one time by Medical Officer, birth planning in 7th month of pregnancy, promotion of institutional deliveries, post-natal care for delivered women and new born child, breast feeding practices, immunization services, promotion of spacing methods, sterilizations, vasectomies and treatment of minor ailments.

### **g. Janani Sishu Suraksha Karyakram**

A GOI scheme aimed at providing free cashless deliveries and care to sick new born till 30 days after birth at public health institutions was started and GOAP started implementing it in October 2011. Free cashless deliveries include delivery services, caesarian sections, diagnostic services during antenatal period, free drugs and consumables during antenatal, and post natal period, free diet for 3 days at PHC's, for 5 days in government health institutions in ITDA areas and for 7 days for caesarian sections. Free services also include blood transfusion and transport. The free cashless care to sick new born include treatment, drugs and consumables, diagnostics, blood transfusion and transport.

### **h. Maternal Death Review**

MDRs are proposed at public health facility and community levels. In the first instance MDR are proposed at District Hospital and Medical Colleges and subsequently at block level and accredited private sector facilities are also proposed to be brought within the scope of these reviews. MDRs are to be shared with the Chief Medical Officer for further action. Line listing of maternal deaths is to be done through ANMs/ ASHAs/ other community resources and the audit of such deaths

done at the block/district level for the community based MDR. MDR tools are being finalized by GOI and are expected to be used during the audit. MDR is initially proposed at 2-3 districts as a pilot and will be scaled up after its economic benefits are analyzed. A District Level Quality Assurance Committee to review maternal and infant deaths has been formed in each district with the District Collector as the Chairperson. The District Committee sends a detailed report every month to Commissioner of Health and Family Welfare and the Government about the corrective measures taken to minimize Maternal and Infant deaths.

### **i. Other Initiatives**

- Mother and Child Health Cards are developed for every registered pregnant women & children at all government and private health facilities. 18 Lakh MCH-R cards were distributed to cover all pregnant women and children in all districts.
- Web portal for tracking mothers and children were developed and more than 18.79 lakh mothers and 15.25 lakh children were registered till the end of September 2012.
- Adolescent Reproductive and Sexual Health (ARSH): This is a part of the National Reproductive and Child Health – II program. This strategy focuses on reorganizing existing public health system at various levels. To provide these services, steps were taken to improve service deliveries to adolescents during routine checkups and fixed days/timings. These activities include promotive, preventive, curative and referral services. About 675 Adolescent Friendly Health Clinics were established throughout Andhra Pradesh.
- Maarpu is aimed at bringing behavior change in community through convergence for effectively reducing the Maternal Mortality Ratio (MMR) & Infant Mortality Rate (IMR) and to improve health and nutritional status of women & children

### **B. Child Health Care Services**

The Government of Andhra Pradesh envisaged establishing 44 Special New Born Care Units (SNCUs), 156 Newborn Stabilization Units (NBSUs) and 1372 New Born Care Corners (NBCCs) in the state to reduce Infant Mortality Rate (IMR) by strengthening the neonatal care services. 30 new centres are to be established, of which 23 centres will have 20 bedded facilities in district hospitals and teaching hospitals and seven will

have 10 bedded facilities in area hospitals / community health centres with NRHM funds. Child health care services are being provided through implementation of Universal Immunization Program aimed at infants and children to immunize them against childhood diseases. Jawahar Bala Aarogya Raksha (JBAR) program is targeted to improve the health of school going children studying classes 1st to 10th standard in government and government aided schools.

#### **a. Child Immunization**

All infants under one year are vaccinated against VPDs such as whooping cough, diphtheria, tetanus, polio, TB, measles, and hepatitis-B under immunization schedule through B.C.G, D.P.T, O.P.V., measles and hepatitis-B vaccines. They are administered DPT, OPV and measles as booster doses when they attain the age of 16 to 24 months. Subsequently they are administered DPT at 5 years TT at 10 and 16 years as booster doses. An Immunization Officer (DIO) is posted in each district supported by para medical staff and provided with cold chain to store vaccines to implement the program. Special attention is being given to SC/ ST, weaker section, outreach, tribal and slum areas by organizing periodic campaigns and publicizing through IEC activities to bring awareness on immunization, Acute Flaccid Paralysis and measles surveillance. Apart from these, routine immunizations including vitamin- A and intensified pulse polio immunization are also given twice a year.

#### **b. Jawahar Bala Aarogya Raksha**

A revitalized school health program known as Jawahar Bala Aarogya Raksha (JBAR) was launched by GOAP on 14th November 2010. The program is aimed to prevent illness and promote health and well being of the school children, through early detection and care, development of healthy attitude and behavior, ensuring healthy environment at school, prevention of communicable diseases and increased learning capabilities. The children are screened for health problems under the program and provided booster immunisation, vitamin-A supplementation, biannual de-worming and referral services to higher medical institutions for better treatment. 98% schools and 90% children and 91,156 children as referrals to the higher health centers benefited from the program since the launch. A De worming day was conducted on 14.09.2012 all over the State and 1,31,08,383 children from 1,04,350 schools in Public & Private sectors treated under this programme



## C. Family Welfare Services

Family welfare services are provided by implementing different schemes and interventions which are guided by the Population Policy State formulated in 1997 to improve the quality of services under family welfare programme. World Population Day is celebrated every year on 11th July by organizing public rallies, essay and elocution competitions for school children, cultural programs, health education through print and electronic media, display of banners, distribution of pamphlets, conducting press conferences etc. Mementos and citation are given to best performing surgeons, supporting staff, institutions and districts in functions held at State and District Headquarters.

### a. Sterilization Methods

This scheme was started in 1952 to control population growth. Sterilization services are provided to eligible couples who want to adopt permanent or spacing methods to attain small family norm on voluntary basis. While vasectomies and Tubectomies are performed to men and women under permanent methods, oral pills and contraceptive condoms are distributed to eligible couples under spacing methods. IUD is another important spacing method administered to willing females who want to postpone pregnancy for longer duration. Government provides family planning incentives as compensation towards wage loss to BPL, SC and ST. Rs.600/- is given to sterilization of women, Rs.1100/- for mens sterilization and Rs.250/- for all.

### b. Medical Termination of Pregnancy Services

The objective of the scheme is to provide MTP services to eligible couples for termination of unwanted pregnancy. The services are being provided at all Government hospitals in the state. 4,707 patients during 2011-12 and 2,365 patients 2012-13 (up to September 2012) benefited under this scheme.

### c. Family Planning Insurance Scheme

This scheme was started in 2005 to provide insurance to sterilization beneficiaries through authorized insurance agency. Rs.2.00 Lakh is given on death of a sterilization beneficiary due to sterilization operation within 7 days from the date of discharge from the hospital and Rs.50,000 for death between 8 to 30 days, and Rs.30,000 for failure of sterilization and a maximum of Rs.25,000 as

expenses for treatment of medical complication arising due to sterilization operation. 54 people were sterilised in 2011, and 44 people up to Sep 2012 benefited under the scheme.

## D. Urban Slum Health Services

This scheme was started in 2000 to provide preventive, promotive and curative services to people living in urban slum areas. There 272 Urban Health centres functioning in the state through NGOs with state government funds. Each urban health centre covers 15,000 to 20,000 people in slum areas. 80 UHCs were established in a phased manner from 2005 under NRHM.

There were 17.75 lakh out-patients, 0.67 lakh ante-natal women who were given TT and 0.59 lakh children fully immunized under the scheme in 2011-12.

There were 6.61 lakh out-patients, 0.23 lakh were given ante-natal TT and 0.20 lakh children fully immunized in 2012-13(up to Sep 2012).

## E. Tribal Health Services

GOAP initiated a number of initiatives and interventions to improve delivery of effective, accessible and quality health services to tribal citizens living in agency areas.

Adolescent friendly health clinics were established at AHs, CHCs and PHCs in tribal districts. Specialist camps are conducted twice a month in 30 CHCs at all tribal areas. Srisailam project hospital was proposed to be developed as a multi specialty hospital. 61 MCH & Epidemic teams were provided in tribal areas.

### a. Staff Recruitment and Posting in ITDA areas

low staff vacancy ratios are ensuring maintainance of critical staff required for health services. While there is a full contingent of 389 Medical Officers, 224 Staff Nurses, 280 Lab Technicians and 280 Pharmacists, 349 out of 1084 MPHA (M) could not be filled due to pending SLP before Hon'ble Supreme Court of India.

### b. Birth Waiting Homes

37 birth waiting homes in 11 tribal areas were sanctioned and constructed to increase institutional deliveries and reduce MMR and IMR. A policy was evolved to provide complete nutrition and wage loss compensation to pregnant women and their attendants who use birth waiting home.

## **F. Preconception and Prenatal Diagnostic Techniques**

The PC&PNDT (Prohibition of Sex Selection) Act 1994 and Rules 1996 are implemented in Andhra Pradesh to prevent female feticide and to improve female sex ratio.

## **G. Community Involvement**

The community was engaged to improve health services in the periphery through the following schemes and interventions.

### **a. Untied Funds**

Every year each sub-centre is provided with Rs.10,000/- that is deposited in a joint account operated by the Village Sarpanch and ANM. These funds are intended for maintenance of sanitation and public health at village level and for improving facilities at the sub-centre. Similarly each PHC was provided with Rs.25,000 as annual maintenance grant and Rs. 50,000 for Hospital Development Societies (HDS) and each CHC was granted Rs. 50,000 and Rs. 1.00.000 per year as united funds for maintenance of PHCs/CHCs. The funds are intended for minor repairs, facility sanitation, bio-medical waste disposal and referral transportation in exceptional situations.

### **b. Village Health and Sanitation Committee**

21916 VHSCs were formed with ward members, AWWs, ANMs, and WHVs as members, MPHAs (M) & (F) as member conveners and panchayat Sarpanches as chairpersons. An amount of Rs.10,000/- is given to each VHSC every year, towards ensuring optimal use of health service in the village, maintaining quality health services and to prevent occurrence of epidemics in the villages.

## **H. Special Initiatives**

GOAP is implementing emergency transportation to aid patients in health emergencies, fixed day health services to converge services in each rural habitation for identification, diagnosis, treatment, record keeping and referral of high risk cases and health information help line to provide health advice and health counseling to public.

## **a. Emergency Health Transportation Scheme**

752 ambulances with trained technical staff available 24 hours / 365 days through 108 - toll-free telephone number were made operational to cover entire State. Additionally, 40 new fleet ambulances and 4 dedicated vehicles for provision of post natal services to woman were added to the above ambulances during 2012-13. 9.14 lakh patients were transported under the scheme during 2011 and 7.99 lakh patients transported up to September 2012.

### **b. Fixed Day Health Services**

475 mobile health vehicles were placed in all districts except Hyderabad to provide once-a-month fixed day service in rural habitations located 3 km beyond a PHC or CHC according to a predetermined calendar to conduct pregnancy monitoring, treat infants, children and chronic ailments. Each mobile health vehicle is equipped with medical and basic laboratory equipment to perform basic lab tests, a cold chain unit to store vaccines and blood samples. 20.87 lakh patients benefited from this during 2011-12, and 17.80 lakh patients utilized this service up to Sep.12.

### **c. Health Information Helpline (104 Service)**

104 toll free telephone number provides information on various health and health referral services at government hospitals. People can lodge complaints on functioning of health institutions which will be referred to concerned head of the departments for redressal and further action. Information on epidemic out breaks can also be passed on through 104. 24.641 Crore calls were made under the service and services provided to 14.82 lakh calls during 2011-12. Details about expected achievements of Family Welfare Programme and immunization are furnished in Annexure 8.9.

---

## **RAJIV AROGYASRI HEALTH INSURANCE SCHEME**

Rajiv Aarogyasri Health Scheme is being implemented through Aarogyasri Health Care Trust to assist 233 lakh poor families from catastrophic health expenditure in the state. The scheme provides end-to-end cashless services for identified diseases through a network of hospitals from Government and private sector. Under the scheme

each BPL family is provided health coverage to the extent of Rs.2.00 Lakh. The scheme was introduced on 01.04.2007 on pilot basis and subsequently extended to the entire state in a phased manner to cover 7.0 crore population spread across the state. 938 identified therapies in 31 categories are covered under the scheme. The entire scheme is funded by the Government and budget is provided through green channel to facilitate unhindered access to required funds.

The scheme was implemented online through an efficient IT portal. All Primary Health Centres (PHCs), which are the first point of contact, are provided with Aarogyamithra (Health Worker) to help illiterate patients. The Trust provides facilitation services such as Aarogyamithra services, Health camp referral, round the clock call centre facility etc. Well organized empanelment and disciplinary system of hospitals, auditing through patient feedback, elaborate field level verification, in-house vigilance etc., ensure quality treatment.

To optimize benefit of surgery/therapy taken under the treatment, the scheme provides packages for one year cashless follow-up services (consultation, testing and treatment) to beneficiary in 125 identified procedures.

### Performance of the Scheme

35,391 Medical camps were held by the network hospitals in rural areas and 62.98 lakh patients screened in these health camps since inception of the scheme (01.04.2007) till 30th September 2012. 40.80 lakh patients were treated as out-patients and 18.17 lakh patients treated as in-patients in 425 network hospitals under the scheme so far. 16.36 lakh therapies were pre-authorized at the cost of Rs.4436.87 crore. Districtwise details are given in Annexure 8.10.

### Innovation

This is an innovative non-conventional health insurance scheme in PPP mode and has the following features which make it a unique:

1. First of its kind in PPP mode – The PPP model was adopted wherein professional risk management of Insurance Company is supplemented with administrative capabilities and services of both private and corporate hospitals amalgamated into a unique PPP model of its kind in health insurance and in the country.
2. The scheme is based on process of financial

inclusions rather than exclusion – (which is a cardinal feature of conventional insurance) as all the pre-existing diseases in the identified procedures are covered from day one.

3. Universal coverage of all BPL families in the state irrespective of age, sex, social status and family size.
4. No enrollment process – The sole criteria to be covered under the scheme is possession of a BPL ration card. There is no separate enrollment. All BPL families come under coverage from the date of insurance without any separate enrollment process as the entire premium is borne by the Government.
5. End-to-end cashless service through fixed packages – The packages designed by experts group cover the entire treatment process of the beneficiaries starting right from reporting in hospital until his discharge and 10 days medication after discharge making the services truly cashless for the beneficiary.
6. Aarogyamithra (Health Facilitator) services are provided at each point of contact to the patients viz., PHC, CHC, Area Hospital, District Hospital and network hospital to register, refer, counsel and facilitate services in these hospitals and are provided with CUG for better communication.
7. IT based online processing starting from registration of patients from health camp, referral, registration at network hospital, pre-authorization, patient clinical details including diagnostic tests, claim monitoring, processing and payment.
8. 104 Call center – The call centre helps beneficiaries and other stake holders obtain information on schemes, regulate patient referrals to hospitals to avoid delay in hospital services, ensure prompt attention to grievances and patient complaints, guide and counsel patients and facilitate coordination between various stake holders. It also provides comprehensive health information and services to Aarogyasri information.
9. Coordinators in hospitals for accountability and single point facilitation of hospital services – the innovative concept of identifying a responsible officer (Doctor) in the network hospital provides single point solutions to patient services, accountability and better coordination between Insurance / Trust.
10. Camp Coordinators for conducting health camps

as per Health Camp Policy - Insistence of a Camp Coordinator at network hospital yielded desired results and improved quality of health camps as health camps are one of the key features of the Scheme.

11. Elaborate empanelment procedure through Empanelment and Disciplinary Committee (EDC) to ensure standard and quality of hospitals as per scheme guidelines and requirements.
12. Clear and well defined guidelines and procedures to ensure clarity and transparency for proper selection of cases and facilitation of timely pre-authorization.
13. Work shops, awareness campaigns and regular training sessions for stake holders to create awareness not only about the scheme but also update them about the regular changes made to the scheme from time to time.
14. Social Auditing through postage paid feedback from beneficiary and mass contact programmes of the Government such as Prajapatham and Rachabanda –the beneficiary provides feedback on services in the network hospital through pre postage paid feedback letter. The beneficiaries also participate in mass contact programmes of the Government viz., Rachabanda and Prajapatham and share their experience. Complaints and grievances are also collected by field staff and redressed.
15. Dedicated Medical Audit department for continuous monitoring quality of hospital services.
16. Government hospitals treating Aarogyasri patients are entitled to receive the same payment as private and corporate hospitals. 65 % of the revenue goes to hospital development society and remaining 35% to the team of treating doctors and para medics as incentive. Government has decided to retain 20% of the earnings by the Government Hospitals to create revolving fund to regularly assist these hospitals to improve their infrastructure. This system motivates more and more government hospitals to participate in the scheme and utilize the revenue earned to improve facilities, provide quality medical care and bring reforms in tertiary medical care. 150 Govt. hospitals and institutions, 27 Tertiary care and specialty hospitals under the control of Director of Medical Education and 120 APVVP Hospitals (District Hospitals, Area

Hospitals and CHCs) are empanelled under the scheme and 4,01,162 therapies were pre-authorized at a cost of Rs.985.23 Cr. from 01.04.2007 to 30.09.2012.

## Recent Initiatives

### A. Stabilization of the Scheme

The Trust initiated the following steps to stabilize the scheme during last four years of its implementation.

- Strengthen pre-authorization process by updating guidelines from time to time.
- Strengthening empanelment process.
- Disciplinary actions against service deficiency and fraud.
- Field level verifications, in-house vigilance and grievance redressal.
- Orientation and training to different stakeholders.

### B. Strengthening Government Hospitals

The Trust and the government have taken the following steps to strengthen and enhance participation of government hospitals.

- The Trust reserved 133 identified procedures for Government Hospitals across the State to improve performance of Aarogyasri scheme for better utilization in all Government. Institutions both under the control of DME and Commissioner, APVVP.
- Improved the infrastructure by utilising Aarogyasri funds through revolving fund.
- Specialist services are made available in District Hospitals.
- Targeted approach based on available infrastructure in Government Network Hospitals.

All the above measures improved the performance of Government hospitals from 9.33% of the total cost of therapies in 2008 to 29% of the cost of therapies in 2012-13 up to Sep.12.

### Strengthening disciplinary actions against erring hospitals

The Trust has decided to impose a penalty of exemplary cost value as determined by the Empanelment and Disciplinary Committee (EDC) against erring hospitals

and their personnel, for their acts of omissions and commissions such as collection of money from Aarogyasri patients and deficiency in services. The quantum of exemplary cost shall be determined reasonably on the value of omissions and commissions as decided by the EDC, by imposing up to 10 times of its said value. If the network hospital fails to pay the cost, the hospital shall stand delisted forthwith. The barring period for re-empanelment of delisted hospital has been increased from 6 months to 2 years.

### **Establishment of CMCO Peripheral Centres**

Patients without white card need to physically approach the CMCO centre with proof of residence for issuing of a temporary referral card with photograph of the patient for cashless treatment in a network hospital for identified diseases under Rajiv Aarogyasri scheme. The Trust established six peripheral centres at Kurnool, Warangal, Kakinada, Visakhapatnam, Vijayawada and Tirupati to enable the poor patients in districts avail treatment under Aarogyasri scheme in Government Network Hospitals across the State.

### **Biometric Registration of Aarogyasri Patients**

Aarogyasri Health Care Trust introduced biometric registration for Aarogyasri patients in the network hospitals to strengthen implementation of the scheme and avoid fraud. The process will also help tracking the patient and his medical records more efficiently and effectively.

### **Revised Health Camp Policy**

Health Camp Policy has been revised and mega health camps are currently being conducted at Revenue Divisional Level by NWHs instead of regular Health camps through PHCs and are conducting multi specialties camps through NWHs. Mega health camps are targeted health camps planned against vulnerable population and diseases unlike general health camps. Screening for heart diseases, cancer, diseases afflicting women and children are given preference in these camps. Multi specialty hospitals will depute specialists in these specialties with screening equipment to these health camps.

### **Orientation and Training Sessions for Stake Holders**

The trust conducts regular training and orientation programmes to all stakeholders such as network

hospitals, field staff etc to appraise the stakeholders about the changes taking place in implementation of the scheme.

### **Guidelines**

The Trust issued fresh guidelines to improve case selection and quality improvement in case of vascular surgery procedures and laparoscopic anaesthesia. Revised guidelines were issued for cochlear implant surgery, intra-operative photographs and health camps.

### **Changes in Online Solution**

Online solution is made more user friendly to streamline pre-authorisation and claim settlements.

### **Package Pricing Exercise**

Aarogyasri Health Care Trust has undertaken the package pricing exercise through scientific method based on the W.H.O. approved procedure. The Trust elaborately planned the exercise by utilising in-house expertise and by involving specialists from both Government and corporate network hospitals. Detailed formats were prepared wherein clinical inputs in detail are obtained in each service centre of the patient flow in the hospital. Several meetings were held and clinical inputs gathered in these formats. The unit prices are derived and final calculations made for each therapy. Seven teams interacted with 200 specialists, held around 150 meetings and worked for about 800 hours to price around 2000 therapies in 33 categories.

---

## **ANDHRA PRADESH VAIDYA VIDHANA PARISHAD**

Andhra Pradesh Vaidya Vidhana Parishad (APVVP) was established on November 1st 1986 to manage secondary level hospitals. At present there are 234 hospitals under the control of APVVP in the State.

Details of the hospitals are shown in Table 8.12.

**Table 8.12 : Hospitals and Beds**

Type of Hospitals	Hospitals (No.)	Beds (No.)
District Hospitals	17	4550
Area hospitals	60	6000
Community Health Centers	121	4810
Speciality Hospitals	10	824
Dispensaries	26	0
<b>Total</b>	<b>234</b>	<b>16184</b>

Source:- AP Vaidya Vidhana Parishad

## Hospital Activities

APVVP hospitals provide outpatient services, inpatient services (including emergency & surgical), diagnostic services and laboratory services. These hospitals along with the Primary Health Centers and Teaching hospitals (Tertiary Hospitals) act as a platform for implementation of various national health programs like Malaria, Tuberculosis, Family welfare, AIDS, etc.

The District Hospitals (DH) provide service with a bed strength ranging from 200-350 and ten clinical specialties like Obstetrics & Gynecology, Pediatrics, General Medicine, General Surgery, Orthopedics, Ophthalmology, ENT, Dental & others.

The Area Hospitals (AH) provides service with 100 beds and four clinical specialties like Obstetrics & Gynecology, Pediatrics, General Medicine and General Surgery.

The Community Health Centers (CHC) with 30-50 beds provides health care in one clinical specialty. These hospitals are provided with professional Staff (Doctors, Nurses, and paramedics) and medical equipment depending upon their service levels and bed strength. Drugs are provided to all hospitals by the central drug stores under APHMHIDC as per the requirements specified by APVVP.

## Human Resources

There are 2234 Medical, 4733 Nursing and 3893 Paramedical, 2743 Support and Administration cadres working for health care of in the state. Vacancies are being filled up to provide better medical care to needy patients. Sanitation and cleaning services are contracted to third party agencies and other non-clinical services like security are provided mostly through third party or contract basis.

## Hospital Performance

The comparative performance of hospital activities in nine key indicators are shown in Table 8.13.

**Table 8.13 : Performance Indicators of Hospital Activities**  
(Nos in Lakh)

Indicator	2010-11	2011-12	2012-13 (up to Sep-12)
Out patients	276.81	277.24	141.81
Inpatients	26.06	24.14	13.30
Major Surgeries	1.02	1.12	0.61
Sterilizations	1.09	1.12	0.54
Deliveries	1.74	1.88	0.97
Ultra Sono Graphy	1.66	1.79	0.97
X- Rays	5.03	5.05	2.66
E.C.G	1.29	1.30	0.77
Lab Tests (Lakh Nos.)	82.92	89.82	50.17

Source: AP Vaidya Vidhana Parishad

## Performance of National Rural Health Mission

Under NRHM APVVP received Rs.6.00 Crore towards strengthening of district and sub-district level hospitals. Certain works are taken up as follows. Equipping CEMONC Centres; establishing of NICUs; Provision of Ultra Sound Scanners; Provision of Minoe equipments for patient care; and Provision of emergency drugs and consumables.

## Performance of Janani Shishu Suraksha Karyakram under NRHM, RCH-II Programme

Janani Shishu Suraksha Karyakram scheme is being implemented at the hospital level.

The Scheme aims to provide cashless deliveries and care to sick new born for 30 days after birth, make local purchase of emergency drugs and consumables, facilitate diagnostics for ANC checkups and provide free blood and free diet. There are 16 and 32 empaneled district hospitals and area hospitals respectively under Rajiv Arogyasri.

## Trauma Care Centres

The Government has taken up establishment of trauma care centres in 10 APVVP Hospitals located on two National Highways (5&7) to provide immediate emergency Medical care to accident victims. The work on this is in progress.

---

## HEALTH

### National Iodine Deficiency Disorders Control Program

National Iodine Deficiency Disorders Control programme is implemented as 100% Government of India sponsored scheme since 1962. Iodine is a micro nutrient and the body requires 100 µ -150µ gms of iodine for normal body growth and mental development. Iodine Deficiency is the single most common cause of preventable mental retardation and brain damage. Iodine deficiency in pregnant women may cause miscarriages, still birth and birth defects. Children with Iodine Deficiency grow up stunted, less active and may be retarded with impaired movement or hearing.

#### Objectives

- To promote awareness on Goiter and Iodine Deficiency Disorders and their prevention among people living in endemic areas.
- To educate masses about the use of Iodized salt.
- To conduct surveys to assess the magnitude of Iodine Deficiency Disorders.

#### Achievements

- The State IDD Monitoring cell and Laboratory was established in the Directorate of Public Health and Family Welfare A.P., Hyderabad to assess the estimation of Iodine in salt and urine.
- The State IDD cell team conducted surveys in Nizamabad, Nalgonda, Warangal, Khammam & East Godavari districts.
- Out of 2,53,566 Samples that were tested from April 2012 to December 2012, 33975 samples were had Nil Iodine, (13.40%) 81521 samples were found to be with 15 PPM or less Iodine (32.15%) and 138064 samples were found to be 15 PPM or more Iodine (54.45%).

## Prevention

- Daily consumption of Iodized salt prevents the spectrum of disorders that are caused due to Iodine Deficiency.
- The daily requirement of Iodine for adults is 150µgms, Pregnant woman is 200 µ gms, 1-5 years children 90 µ gms 6-12 years children 120 µ gms
- Iodization of salt does not cost much

### Action Plan 2012-13

- Conducting surveys in Districts and assess the magnitude of IDD.
- Conducting awareness campaign in Districts to create awareness about IDD and use of Iodized salt.
- Coordinating with the civil supplies department to ensure apply of Iodized salt through PDS.

### Tobacco Related Diseases and Control

Tobacco use is one of the common factors for 4 major non communicable diseases like Cancer, Cardio-vascular diseases, and accounts for more than two third of all new cases of NCD. Tobacco use alone accounts for one in six of all deaths resulting from NCD.

### National Tobacco Control Programme

The National Tobacco Control Programme was launched by the Ministry of Health and Family Welfare, Government of India in 2007- 08, during the 11th five year plan.

#### Objectives

- To bring about greater awareness about the harmful effects of tobacco use and Tobacco Control Laws.
- To facilitate effective implementation of Tobacco Control Laws.

The State Tobacco control cell, working from the office of DPH &FW since 2010 has been contributing in reducing tobacco burden in the state. The specific objectives for the year 2012-2013 are

- Increase Inter-sectoral coordination in coming year (between various ministries)
- Extend new tobacco control best practices which proved successful in other parts of the country.

- Initiation and implementation of ban on smokeless tobacco products which contains Tobacco and nicotine as per F.S.S.A 2.3.4 regulation of Government of India.
- Increase mass awareness campaigns and IEC activities in the state.
- Create awareness among various communities about the Tobacco related health hazards and enforcement of COTP Act 2003 provisions.
- Facilitate synergy between NPCDCS and NTCP in coming years and improve Tobacco cessation services at community level including PHC and CHC level.
- Monitor various tobacco control measures apart from Health aspect such as tobacco production and its regulation. Advocacy at policy level on Tax and alternative crops.
- There were more than 17,000 violations recorded and about Rs.25 Lakh collected in challans under various sections of COTP Act 2003 up to Dec.12.
- More than 190 Schools, 31,000 students and 1000 teachers have been covered in Guntur and Hyderabad district. 6 districts and more than 1000 Schools covered under STEPS project in coordination with STCC of State health department. Campaigns in rural areas, and district level tobacco control committee meetings were conducted.

### **National Programme for Prevention and Control of Diabetic, Cancer, Cardiovascular Diseases and Stroke**

- States have already initiated some activities for prevention and control of non communicable diseases (NCDs) especially cancer, diabetes, Cardio Vascular Disease (CVD) and stroke.
- Central Government proposes to supplement their efforts by providing technical and financial support through National Program for prevention and Control of Cancer, Diabetes, CVD and Stroke (NPCDCS).
- The program has two components viz. (i) Cancer and (ii) Diabetes, CVDs& Stroke. These two components have been integrated at different levels as far as possible for optimal utilization of resources.
- Activities have been planned at state, districts, CHC

and sub centre level under the programme and will be closely monitored through NCD cell at different levels

### **Objectives**

- Prevent and control common NCDs through behavior and life style changes,
- Provide early diagnosis and management of common NCDs,
- Build capacity at various levels of health care for prevention, diagnosis and treatment of common NCDs,
- Train human resource within the public health setup like doctors, paramedics and nursing staff to cope with the increasing burden of NCDs
- Establish and develop capacity for palliative and rehabilitative care.

### **Prevention**

Tobacco consumption, poor dietary, habits, sedentary life style and stress etc are the main preventable factors for NCDs.

### **Action Plan 2012-13**

Screening for Diabetes is going on in all identified eight districts (Srikakulam, Vizianagaram, Chittoor, Cuddapah, Nellore, Krishna, Kurnool and Prakasam) for people above 30 years. 14,76,459 persons were screened, of which 1,15,965 persons were found to be Diabetic and 1,26,319 persons were found to be Hypertensive. 3,733 Glucometers, 71,46,000 Glucostrips and 83,10,900 Lancets, were distributed in the above eight identified districts..

- National Cancer Awareness Day was observed on 7th Nov 2012.
- World Diabetic Day was observed on 14th Nov 2012.

### **National Vector Borne Diseases Control Program**

Malaria has been a major scourge in India contributing 17 million cases and 0.8 million deaths every year, prior to the launching of National Malaria Control Programme in 1953. The National Malaria Eradication Program was launched in 1958 which stabilized malaria incidence around 2 million cases annually, since 1977. Enhanced



Malaria Control Project was introduced in 1997, aided by World Bank, covering tribal areas of 10 districts in the State. As the problem is mostly concentrated in 105 Primary Health Centers in Tribal areas of the State the project was extended to 128 PHCs including tribal and non-tribal areas. The program was changed to NVBDCP in the year 2004. NVBDCP deals with Malaria, Japanese Encephalities, Suspected Viral Encephalitis, Dengue, Chikungunya, Filariasis and Kala Azar under an umbrella program.

## Objectives

- Prevention of deaths due to vector borne diseases.
- Reduction of morbidity

## Strategies Adopted

- Early diagnosis and prompt treatment of all vector borne disease cases by weekly/fortnightly surveillance through para medical staff.
- Integrated Vector Control Measures through adoption of insecticidal spray operations, personal prophylactic measures like bed nets usage, biological control measures with Gambusia fish release and source reduction method.
- Capacity building through induction and re-orientation level trainings to in-service staff and other voluntary organizations useful to the program.
- Inter sectoral co-ordination between the medical, health and other departments Health education through Information Education and Communication(IEC) to create awareness among people regarding the diseases its prevention and control.

Details on Vector borne diseases are shown in Table 8.14.

**Table 8.14 : Vector Borne Diseases**

Diseases	2011		Upto Dec 2012	
	Cases	Deaths	Cases	Deaths
Malaria	31,450	5	24,508	2
Dengue	1209	6	2299	2
Chikungunya	47	0	96	0
JE	4	1	3	0
Filaria (Mf+ves)	242	0	214	0

Source: Directorate of Health

## TB Control Programme

The Revised National TB Control Programme (RNTCP) was launched in 1995 with DFID aid. GFATM is aiding the programme from November, 2005. Hyderabad and Medak are the first two districts to start RNTCP in the state in 1995-96. RNTCP coverage of AP was completed in a phased manner by February 2004. There are 178 TB Units and 918 DMCs (Designated Microscopy Center) and 80,000 DOT (Directly Observed Treatment) centers in the State under the programme.

## Goal

The goal of RNTCP is to decrease mortality and morbidity due to TB and cut transmission of infection until TB ceases to be a major public health problem. It aims to control TB by detecting and curing sputum smear-positive patients thereby interrupting the chain of transmission.

## Objectives of Revised National TB Control Programme

- To achieve and maintain a cure rate of 85% among new sputum positive TB cases registered; and to achieve 90% sputum conversion rate.
- To detect 70% (52 cases per one lakh population) of the estimated new sputum-positive cases after achieving objective 1.

Performance of RNTCP is shown in Table 8.15.

**Table 8.15 : Performance of RNTCP**

Year	Total case detection achieved	New smear +ve detection achieved	Cure rate expected (85%)
2004	105835	44669	84%
2005	108679	44097	84%
2006	107051	44867	84%
2007	111292	49085	85%
2008	114624	49759	86%
2009	114061	49935	87%
2010	114414	50107	87%
2011	111915	50426	87%
2012 (up to Dec12)	81703	38083	87%

Source: Directorate of Health

## National Program for Control of Blindness

National program for control of blindness was started in 1976 to reduce prevalence of Blindness from 1.4% to 0.3% by 2020. The present rate is 1% as per the survey of Government of India in 2006-07.

### Disease Control

- A. Free Cataract surgeries, both in Government and NGO sector.
- B. Refractive errors detection – School Eye screening – distribution of free spectacles.
- C. Three eye banks under Government sector at Vijayawada, Kurnool and Warangal.
- D. Early detection of Glaucoma and Diabetic Retinopathy
- E. Tele-Ophthalmology by REH-Visakhapatnam to Paderu and Yelamanchili

### Objectives

- To provide high quality eye care to affected population
- To expand coverage of eye care services to the under served areas

### Cataract Operations

6,47,832 cataract operations were conducted during 2011-12 and 3,53,415 cataract operations were conducted during 2012-13 (upto Nov'12). Details about School Children Eye screening are shown in Table 8.16.

**Table 8.16 : School Children Eye Screening** (Nos.)

Item	2011-12	Upto Nov. 2012
Teachers Trained	16777	10909
School Children Screened (in lakh)	19.13	13.82
School Children detected with Refr. Errors	95821	60775
Distribution Free Glass	50889	19520
Eye Ball Collection	6865	4776

Source: Directorate of Health

NPCB in Tribal Area shown in Table 8.17.

**Table 8.17 : Control of Blindness in Tribal Areas** (Nos.)

Item	2011-12	Upto Nov. 2012
Cataract Operations	8658	4270
Teachers Training	1564	783
School Children Screened	168273	126735
School Children detected with Refr. Errors	8371	5670
Distribution of Free Glasses	2048	2165
Eye Ball Collection	36	0

Source: Directorate of Health

## Integrated Disease Surveillance Project

Integrated Disease Surveillance Project (IDSP) is a decentralized, district based surveillance programme in the country. It is intended to detect early warning signals of impending outbreaks and help initiate an effective response in a timely manner. It is also expected to provide essential data to monitor progress of on-going disease control programmes and help allocate health resources more efficiently.

The Integrated Disease Surveillance system is operational all over the country and will help health services to improve alertness of health services to potential outbreaks. The main components in this surveillance system will be: surveillance of diseases; capacity building of health staff at various levels; strengthening of laboratories; provision of computers at the District Surveillance Unit to enable rapid transmission of surveillance data; and partnership with private health sector.

The different types of surveillance under IDSP are:

### Syndromic (Form S)

Diagnosis made on the basis of history and clinical pattern by paramedical personnel and/or members of the community.

### Presumptive (Form P)

Diagnosis made on typical history and clinical examination by medical officers.

## Confirmed (Form L)

Conforming clinical diagnosis by appropriate laboratory tests. The average reporting percentage in IDSP portal for S, P, L forms are 85.3%, 88.5% and 87.4% respectively for 52 weeks (Jan – Dec 2012).

## National Programme for Health Care of Elderly

### Objectives

- To provide easy access to promotional, preventive, curative and rehabilitative services to elderly through community based primary health care approach
- To identify health problems in the elderly and provide appropriate health interventions in the community with a strong referral backup support
- To build capacity of medical and paramedical professionals as well as care-takers
- To provide referral services to the elderly patients through district hospitals and regional medical institutions.

### Implementation

- Community based primary health care approach including domiciliary visits by trained health care workers.
- Dedicated services at PHC/CHC level including provision of machinery, equipment, training, additional human resources (CHC), IEC, etc.
- Dedicated facilities at District Hospital with 10 bedded wards, additional human resources, machinery & equipment, consumables & drugs, training and IEC.
- Strengthening of 8 Regional Medical Institutes to provide dedicated tertiary level medical facilities for the elderly, introducing PG courses in Geriatric Medicine, and in-service training of health personnel at all levels.
- Information, Education & Communication (IEC) using mass media, folk media and other Communication channels to reach target community.
- Continuous monitoring and independent evaluation of the Programme and research in Geriatrics and implementation of NPHCE

## Activities at the State Level

- Community awareness
- Planning, Monitoring & Supervision
- Human Resources Training

Oct 1st is observed as the International Day for Older persons (IDOP). The theme of the IDOP - 2012 was "Health Care for Senior Citizens". All institutions like District Hospitals Area Hospitals, CHC's which were identified for NPHCE Programme conducted free Health Camps for all Senior Citizens.

## National Programme for Prevention and Control of Fluorosis

Fluorosis is a crippling and painful disease caused by fluoride intake. Fluoride can enter the body through drinking water, food, toothpaste, mouth rinses and other dental products, drugs, and fluoride dust and fumes from industries using fluoride containing salt and or hydrofluoric acid.

Fluorosis can occur as water-borne Fluorosis (Hydro fluorosis), Food-borne Fluorosis and Drug and Cosmetic induced Fluorosis. Fluorosis may be Dental Fluorosis, Skeletal Fluorosis and Non-skeletal Fluorosis.

### Objectives

- To collect, assess and use baseline survey data of Fluorosis for starting project assessment about the extent of the problem in the state.
- Identification and quantification of the different channels of exposure of fluoride.
- Developing promoting and scaling up integrated approach of fluorosis management.
- Creating awareness and capacity building of stake holders about Fluorosis and its management.
- Creating a comprehensive knowledge and database.

### Implementation

- The Government of India sanctioned the National Programme for Prevention and Control of Fluorosis in Nellore District in 2009-10, Nalgonda in 2010-11, Prakasam, Karimanagar in 2011-12, Guntur and Mahaboobnagar districts in 2012-13.
- Conducting surveys in districts to assess magnitude of Fluorosis.

- Conducting awareness campaign in districts to generate awareness about Fluorosis.
- To organize State level stake-holders workshop.
- IEC and campaigns.
- Conduct school awareness programmes and include material on Fluorosis in school curriculum in primary and higher education. CBSE, NCERT, State Boards and UGC may be requested to include the Fluorosis topic in Syllabi at various levels of education including medical education.

Details of the status on NPPCF is shown in Table 8.18.

**Table 8.18 : Status on National Programme for Prevention and Control of Fluorosis**

Item	Nalgonda	Nellore	Prakasam	Karimnagar
No of schools surveyed	46	66	122	21
No of children examined	2466	2782	3975	1767
No of suspected cases	1628	608	683	1105
No of confirmed cases	1293	484	1098	755

Source : Department of Health.

## AIDS CONTROL SOCIETY

The HIV epidemic has been one of the most challenging modern public health problems for India. Provisional estimates put the number of people living with HIV in India in 2008 at 22.7 Lakh. The third phase of National AIDS Control Programme (NACP) is being implemented across the country by the National AIDS Control Organization (NACO) in a response to the epidemic.

HIV still remains a matter of concern among people having high-risk behaviour. In order to augment the effort to prevent further spread of HIV/AIDS, Government has initiated several measures, focusing not only on prevention, but also on providing services for testing, treatment, care and support to people infected with HIV/AIDS.

94% of the infection is through sexual transmission, 4% parent to child, 0.6% through injecting Drug Use, and 0.4% through blood and blood products. The reasons for such high prevalence of HIV were high promiscuous behaviour and sexual encounters with non-regular partners, high prevalence of sexually transmitted illnesses among intercourse partners, low condoms usage with non-regular sexual partners, large migrant population, large network of national highways, human trafficking and most importantly awareness not resulting in behavioural change.

A.P. State AIDS Control Society was registered in September, 1998. Andhra Pradesh is one of the states with the sixth highest prevalence of AIDS in the country. Among these six states, Andhra Pradesh tops the table in terms of the maximum PLHAs (People living with HIV/AIDS) in the country. However, through sustained efforts, during the last three years, the prevalence has come down, as per reports of the year 2010. The estimated adult population living with HIV/AIDS is 4.24 – 5.96 Lakh. The trend of HIV prevalence among various groups involved in the sentinel surveillance is shown in Table 8.19.

**Table 8.19 : HIV Prevalence**

Risk group	2007	2008	2010	2011
Antenatal woman	1.00	1.00	0.77	NA
STD Patients	17.2	NA	NA	NA
Female Sex workers (FSWs)	9.74	11.4	NA	7
Men Sex men (MSM)	17.04	23.36	NA	10
Intravenous Drug Users		6.94	NA	3

NA: Not Applicable Source: AP State Aids Control Society

## Policy Initiatives

The Nations AIDS Control Programme–Phase III (2007-12) commenced on 6th July 2007, to take forward the initiatives on HIV/AIDS control programme in the country.

In accordance with the goal of NACP-III, the State of Andhra Pradesh aims to reverse the epidemic by reducing new infections as estimated in the first year of the program, by 60% in the State by 2012. This to be achieved by introducing focused prevention interventions by implementing community-led structural

interventions for key population groups, motivating and enabling community ownership of the HIV/AIDS Programme and translating awareness and knowledge into behaviour change leading to adoption of safe practices at individual and community levels.

### Strategy for High-Risk Population

The primary focus of prevention activities is to prevent transmission of HIV virus among High Risk groups like female sex workers (FSW), male sex with male (MSM) Intravenous drug users (IDUs), Truckers and Migrants. For this 169 targeted interventions are in operation in the state covering about 3 lakh HRGs and bridge populations. The coverage for the targeted population has been streamlined through upscaling and realignment of interventions based on revised mapping of HRG in the state. The HRGs are covered by NGOs supported by APSACS.

The package of services provided to the targeted population for prevention of HIV are correct and consistent use of condom, STI management through NGO run, private practitioners and Government run STI clinics, enabling environment through advocacy, extension of HIV testing services at ICTC. Other need based support for social entitlements, community organizations and capacity building support have also extended to strengthen the program. Link workers scheme focused on covering scattered HRGs in rural areas is being implemented in all 22 districts of the state through two funders, viz., NACO and UNICEF.

### SHUBHAM Campaign

Referral to ICTCs and testing of HRGs for HIV is a key component under targeted interventions to prevent spread of infection. "SHUBHAM" was a unique and pioneering initiative of APSACS's and aims to improve HIV testing and hence converting them from "unknown to known HIV" status. It was carried out in two rounds across all TIs but the impact was beyond active rounds. It not only tested a substantial number of HRGs but also probably developed an inclination towards regular testing at some of the TI sites as data suggested HRGs with negative result in Round I came for testing in Round II.

### Integrated Counselling and Testing Centres

ICTC's are established to encourage voluntary counselling and testing to know HIV status and accordingly step up preventive services to cut down the spread of the

epidemic. 379 Stand-alone ICTCs, 26 mobile ICTCs, 1105 Facility Integrated ICTC in 24 hour PHC's, 222 private sector health facilities under PPP which offer ICTC and PPTCT services have been established. Mobile ICTCs are supported with counsellors, lab technicians, test kits and consumables etc., Facility Integrated ICTC located in PHCs and CHC level are managed by Nurse Practitioners who provide counselling, and testing. Other types of ICTCs are manned by counsellors and LTs. Nearly 14.2 lakh general clients and 11.5 lakh pregnant women were tested in 2011-12 and 65 thousand positives (61,663 general and 3643 ANC) identified. Mother baby pair coverage with Nevirapine prophylaxis has been as high as 91% in 2011-12 and in the financial year 2012-13 (up to Sept.12). Nearly 5.5 lakh general clients and 4.3 lakh pregnant women were tested and a total of 39 thousand positives (28,776 general clients and 1456) were identified.

### Blood Safety

To prevent HIV infection through infected blood and blood products, blood safety programme have been taken up. There are presently 232 licensed and active Blood banks of which 111 are NACO supported. 19 Blood Component separation units, 2 Model Blood banks (IPM and SVRR) have also been started. About 7.4 lakh units of blood was collected with 0.3% positivity in 2011-12 and in 2012-13, 4 lakh units were collected upto Sept.12.

### Early Sexually Transmitted Infection Detection and Treatment

Strong STI/RTI prevention, testing, and treatment component is vital for a comprehensive program to prevent sexual transmission of HIV. About 105 Designate STI/RTI Clinics (DSRCs) were operational in the state to provide these services. As evident from data, there has been a tremendous uptake in utilization of DSRCs in state. Almost 3.5 Lakh visits were made to DSRCs during the fiscal year 2011-12 which is almost ten times higher than the visits made in 2008-09. Almost 2.5 Lakh episodes of STI/RTI syndromes were treated at DSRCs during 2011-12 (75% of the annual target). Infrastructure strengthening, appointment of counsellors at DSRCs followed by quality training and extensive supportive supervision has been the focus for improvement in service uptake from DSRCs. Branding of DSRCs, specific communication strategy for demand generation as well as NRHM collaboration has also played its role in improving uptake of services from DSRCs.

## Care, Support and Treatment ART Centres

With the introduction of Anti-Retroviral Therapy treatment, life span of PLHAs has been increased. As per NACO Guidelines, all HIV positive people are registered for Pre-ART and their Blood samples tested for CD4 cell count. Depending on clinical conditions and CD4 cell count, PLHAs are provided with ART medicines. At present there are 45 ART centres (including 2 in Private sector) with more than 4 lakh people on pre-ART and about 1.2 lakh on ART treatment during the year 2012-13 up to September 12. In addition 84 link ART centres were started to dispense drugs.

## Community Care Centres

PLHAs require a care continuum and support for treatment for opportunistic infections and short stay. There are 36 Community Care Centres supported by NACO (Including 2 CCC for Children), 34 centres supported by State Government, including 6 Temporary hospitalization wards to provide these services. More than 1.58 lakh PLHAs utilized CCCs services during 2011-12

## District Level Networks

Under GIPA (Greater involvement of People Living with HIV /AIDS) a new wave has been created in the state to involve more PLHAs to participate in all HIV/AIDS initiatives to promote positive prevention. So far more than 1 lakh PLHAs have been motivated to become members of these networks across the state and measures are taken to build capacities of these networks for accessing and availing various Government schemes. Women Support Groups with positive women have also been formed and are marching towards empowerment and self-sustainability. One of the major objectives of these networks is to reduce the stigma & discrimination at community level.

## Mainstreaming

Mainstreaming HIV has become a prime focus in the Primary Prevention interventions in current year. Partnerships with different departments like Youth, Tribal Welfare, School and Collegiate Education continue to address HIV related issues in the target population. As a part of mainstreaming, and sensitization newly recruited Police Trainees were also taken up in partnership with the State Police Department. Capacity building of ANMs and ASHA workers on some of

the key issues related to HIV/AIDS is being done in collaboration with NRHM. A special programme called CABA for Children Affected By AIDS is implemented in 2 districts to address the care, support and treatment aspects and hundreds of CABA are linked to services like Education, Health and Nutrition provided by concerned departments. Measures were also taken to address HIV issues in the work places of some of the major industries in the state.

## District Project Management

“District AIDS prevention Control Units” (DAPCUS) were established in all districts for convergence with NRHM under a new initiative. The decentralizing and programme implementation and all posts in DAPCUS were filled as sanctioned by the Government.

## Identity Cards and Pensions to People Living with HIV/AIDS

“SAHARA” identity cards for patients receiving the Anti Retroviral Therapy (ART) medicines are provided, which help them to access benefits provided by the Government like concessions for travel, priority in housing schemes and pensions etc., without any stigma of discrimination. More than 38,000 persons receiving the ART medicines were issued with SAHARA identity cards so far. About 25841 PLHAs from BPL and who were on ART continuously with 6 months are getting pensions from State Government. 50,000 PLHIVS on ART treatment are utilizing 50% concessional on bus pass to access ART services.

It is envisioned that by the end of 2010, there will be increased access to voluntary HIV testing, STD treatment condom usage treatment for opportunistic infections and availability of ART medicines besides reduction of stigma and discrimination.

---

## WOMEN DEVELOPMENT AND CHILD WELFARE

The principle of gender equality is enshrined in the Indian Constitution. The Constitution of India guarantees equality of opportunity, equal pay for equal work, no discrimination to all women. It also allows special provisions to be made by the State in favour of women and children to be made by the State for securing

just and humane conditions of work that renounce practices derogatory to the dignity of women.

Most of the previous Five Year Plans and programmes aimed at women's advancement in different spheres. From the Fifth Five Year Plan (1974-78) onwards there is a shift in the approach to women's issues from welfare to development. Access of women particularly those belonging to weaker sections, in rural areas and in the informal, unorganized sector to education, health and productive resources is being taken care of. All these efforts have resulted in increased participation by women in various social and cultural activities, and science and technology fields etc.

Women now participate in all activities such as education, politics, media, art and culture, service sectors, science and technology, etc

All out efforts are being made for development and welfare of children whose overall development is recognized as the ideal way for fostering national human resources. The National Charter for Children notified in the year 2004 underlines the commitment to children's rights to survival, health and nutrition, standard of living, play and leisure, early childhood care, education, protection of the girl child, empowering adolescents etc. The Government is running the following institutions for Women and Children to cater to their needs in difficult circumstances.

## **Institutions**

The Department is running 81 Homes for Children and 34 Institutions for Women to cater to the needs of Children and Women in difficult circumstances

### **A. Service Homes**

Five Service homes are functioning in the state at Kannapuram (West Godavari District), Nellore, Anantapur, Warangal and Hyderabad. At present, there are 307 inmates as against the sanctioned strength of 730. These Homes are meant for rehabilitation of socially and economically deprived categories of women in the age group of 18-35 years. The inmates are provided necessary training for skill upgradation in various trades and condensed courses for appearing in 7th and 10th class. Food, shelter, clothing and medical care is provided in these homes. 221 inmates of orphans, semi orphans and destitute are studying in the 3 year diploma course of Architecture, Civil, Computers, Electronic & Communication Engineering.

### **B. State Homes**

Four State Homes are functioning in the state at Srikakulam, Rajahmundry, Mahabubnagar and Hyderabad with 104 inmates as against the sanctioned strength of 300. These Homes are meant for women discharged from correctional institutions and women who are unable to protect themselves. Food, shelter and clothing are provided besides imparting training in various trades for self-employment, wage employment/ job employment.

### **C. Rescue Home**

One Rescue Home is functioning in Hyderabad with 9 inmates as against the sanctioned strength of 30. Women who are rescued by the Police and are facing trial in the court are given shelter during the trial period. They are provided with shelter, food, clothing, medical and training in skill development.

### **D. Homes for the Aged**

There are two Homes functioning in the State—one each at Hyderabad and Chittoor with 48 inmates at present, against the sanctioned strength of 60 (30 each). These Homes provide peaceful and comfortable living for the old destitute women above 60 years of age with food, shelter and clothing.

### **E. Homes for Collegiate Girls**

There are 6 homes functioning in the State at Vizianagaram, Tanuku, Guntur, Tirupati, Warangal and Hyderabad with 210 inmates at present, as against the sanctioned strength of 250. Inmates of childrens homes who pass 10th Class and are in the 15-25 years age group are admitted in these homes to pursue higher studies and allowed to stay for a maximum period of 5 years.

### **F. Working Women's Hostels**

16 Hostels are functioning in the State with 889 inmates at present, as against the sanctioned strength of 890. These hostels provide food, shelter and security to middle class working women. Women earning a monthly income of less than Rs.5,000/- are eligible for admission in class 'A' cities and those getting less than Rs.4,500/- are eligible for admission in other cities and towns. The inmates contribute mess charges and other administrative expenditure like water and electricity charges.

## Ujjawala Scheme

The Ministry of women and child development, New Delhi formulated Ujjawala a new comprehensive scheme for prevention of trafficking, rescue, rehabilitation and re-integration of victims of trafficking and commercial sexual exploitation. This scheme provides food, shelter, clothing, counseling, legal aid to the inmates in rehabilitation. 11 Ujjawala rehabilitation homes were sanctioned for the State. During 2012-13 (upto Sep, 2012) 849 beneficiaries benefited under this scheme.

## Swadhar Shelter Homes

The scheme for women in difficult circumstances aims at covering primary needs of shelter, food, clothing, besides emotional support, counseling and a package for rehabilitation and reintegration specifically for women and girls rescued from trafficking.

The home strength ranges from 50 - 200 beneficiaries. 26 Swadhar shelter homes are sanctioned, of which, 25 homes are run by NGOs and 1 home is under the control of Women Development and Child Welfare department. 1488 persons benefited under this scheme during 2012-13 (upto Sep, 2012).

## Children Institutions

### Children Homes

Children homes are meant for girl orphans, semi-orphans, children of disabled parents and ex-servicemen. Children in the age group of 6-10 yrs and in special cases upto 12 years are admitted. Children are provided boarding, shelter, clothing and medical care till 10th class or 18 years of age whichever is earlier. There are 81 children's homes functioning in the State. The sanctioned strength of each home is 60. There are 4,621 children admitted as against the total sanctioned strength of 5,330. Nominal charges were enhanced from Rs.25/- to Rs.75/- per month per inmate of children's homes. Certain innovative schemes were introduced in children's homes like Computer Training / Sports, Yoga / Special Coaching for 6th to 10th classes / Bul Buls and guides, training in creative arts etc for overall improvement of children's knowledge.

## Sishuvihar and Sisugruhas

Abandoned infants and orphans below six years of age are admitted in Sishuvihars and Sisugruhas. The children of sishuvihar are given for legal adoption to childless couples. There are two Sishuvihars in the State - one at

Hyderabad and the other at Chittoor. The sanctioned strength of each Sishuvihar is 30. The Sishuvihar in Hyderabad accommodates more than 168 Children at a time. 167 children were accommodated during 2012-13. The present strength in Sishuvihar Chittoor is 14. There are 23 Sisugruhas in the state. During 2012 (upto Dec.12), 198 children (188 in-country + 10 inter-country) were given for adoption to childless couple.

## Domestic Violence Act 2005 and Rules 2006 (DV Act No - 2005)

Protection of Women from Domestic Violence, Act-2005 and Rules 2006 came into effect from 2006. As per the orders of the Registrar (Vigilance), High Court of Andhra Pradesh, all principal districts and sessions Judges in the state and Metropolitan sessions Judge, Hyderabad and Ranga Reddy districts have to fix a day in a week or fortnight to each court to take up cases filed under PW DV Act-2005.

Sixteen Districts like Srikakulam, Vishakhapatnam, East Godavari, Ananthapur, Kurnool, Chittoor, Khammam, Karimnagar, Krishna, Nalgonda, Guntur, Mahaboobnagar, Warangal, Ongole, Ranga Reddy, and Hyderabad have fixed a day for hearing exclusive Domestic Violence cases at Sessions Courts of their respective districts. Moreover, the Metropolitan Session Judge, Hyderabad has specially allotted 3 courts i.e., I, III and IV Metropolitan Magistrates to exclusively hear Domestic Violence cases in Hyderabad District. At present, 19915 petitions were received, out of which 10963 DIRs were filed up to Sep, 2012; 4565 cases were compromised through counselling; Interim Orders received for 890 cases; and final orders issued for 2806 cases up to 30-09-2012 under the DV Act.

## Initiatives under Anti-Trafficking

- 26 Swadhar Homes and 11 Ujjawala Homes were sanctioned by GOI to ensure rehabilitation of VOCSETs (Victims of Commercial Sexual Exploitation and Trafficking)
- 1423 VOCSETs were provided vocational trainings in various trades along with job placements, 963 VOCSETs were reunited with their families and 95 VOCSETs re-married and mainstreamed into society.
- 32,012 Balika mandals and 23,730 Kishor Samooh were formed to create awareness on anti-trafficking issues and 31,465 Community vigilant groups formed to prevent trafficking of women and children at



village level. Government enhanced the immediate relief amount provided to trafficked victims from Rs.10,000 /- to Rs.20,000/ since Oct,2012.

## Integrated Child Development Services

ICDS Scheme is the single largest centrally sponsored integrated programme of Child Development scheme. It was started in 1975-76 in 2 erstwhile blocks on a pilot basis and spread in to all mandals in the state. The universalization of ICDS with quality and revised norms from April, 2007 increased the spread of ICDS. There are 387 ICDS projects (300 in Rural areas, 29 in tribal areas and 58 in urban areas) with 91,307 anganwadi centers. Details of ICDS projects and anganwadi centres are shown in Table 8.20.

**Table 8.20 : ICDS Projects and Anganwadi Centres**

Year	Total ICDS Projects	Anganwadi centres		
		Main	Mini	Total
2005	363	56539	4211	60750
2008	385	73944	7620	81564
2010	387	80481	10826	91307
2011	387	80481	10826	91307
2012	387	80481	10826	91307

Source: Women Development & Child Welfare Department

## Services Provided by ICDS Scheme

- Supplementary nutrition to 6 months to 6 years aged children, pregnant and lactating mothers.
- Immunization of children and women.
- Health check-ups to children and women.
- Referral services to children and women.
- Nutrition and health education to mothers and adolescent girls.
- Non-formal pre-school education to 3-6 years children.

## Supplementary Nutrition Programme

Supplementary Nutrition Programme is being implemented in 387 ICDS Projects covering 80,481 main Anganwadi Centers and 10,826 mini AWCs. At present the coverage of beneficiaries under SNP component is 76 (average by saturation) for 1,000 population. 57.43

lakh beneficiaries were covered under SNP during 2012-13 (upto Sep,12). The following food models are implemented under SNP.

## Modified Therapeutic Food

A.P Foods (Govt. undertaking) prepares and distributes the food in 220 ICDS Projects. The Modified Therapeutic Food is being supplied to the children in the age group of 6 months to 3 years. Modified Therapeutic food contains roasted wheat flour, sugar, full fat soya flour, vanaspathi and fortified with vitamins and minerals. 110 grams of food is being given to children as Take Home Ration and contains 490 K.Cal and 14 grams of protein. Double ration is being provided to malnourished children.

## Hot Cooked Food

Instant Hot Food Mixes i.e., halwa mix, kichidi mix and sweet porridge are being provided to ICDS beneficiaries in the 3 to 6 years age group children and pregnant and lactating mothers. 90 grams ration food is given to children, containing 400 K.Cal and 11 grams of protein and 125 grams ration food is being given to pregnant women, containing 543 K.Cal and 15grams of protein is being provided to children and pregnant women.

## Snack Food

Extruded Snack Food is being given at the rate of 25 grams for four days in a week to children and mothers in 8 districts and boiled eggs are provided for two days in a week to all categories in all districts.

## Local Food Model

Local Food Model is being implemented in 157 ICDS Projects to enhance community ownership of the SNP and also improve the quality and acceptability of SNP by beneficiaries. Hot pongal, broken wheat kichidi and snack food with 400 Kcal 11 grams of protein and boiled eggs are provided. In addition to the above, eggs are provided twice a week to all categories of beneficiaries.

M/s. Naandi Foundation supplies Hot cooked SNP to 3-6 years children in 5 ICDS Projects of Hyderabad District. AP Foods supplies food to children in the age group 6 months to 3 years and Pregnant and Lactating women. Biscuits or fruits for 2 days and egg once a week is provided as snack food.

M/s. Akshyapatra Foundation supplies Hot cooked SNP to all categories of beneficiaries in 3 Urban ICDS Projects

of Visakapatnam, 1 ICDS Project of Rangareddy and 1 ICDS Project of Medak Districts. Boiled Chick peas (Kala Channa or Kommu senagalu) at the rate of 25 gms for four days and boiled eggs for two days in a week are provided to all categories of beneficiaries.

The following activities were taken up during 2012-13 to bring awareness among people on healthy diet and importance of balanced diet for all age groups in particular children, adolescents and women.

Mahila Sishu Chaitanyam Campaign was conducted from 23rd to 28th July, 2012 in all AWCs / Mandals and District Head Quarters. Breast feeding awareness programme was conducted from 1st to 7th August 2012 in all AWCs/ Mandals and District Head Quarters.

Nutrition awareness campaign was conducted from 1st to 7th September, 2012 in all AWCs/ Mandals and District Head Quarters. It is proposed to provide one full meal to Pregnant & Nursing Women in 3 ICDS Projects on pilot basis from 1st November, 2012 to improve nutritional needs of Pregnant & Nursing Women.

### Community Managed SNP

Community Managed SNP is being implemented in two ICDS Projects i.e., Siricilla and Vemulawada, of Karimnagar District. Mothers Committees prepare food and supply to the A.W.Centers. They supply jowar mix containing jowar, groundnuts, roasted chenna and sugar.

### Rajiv Gandhi Scheme for Empowerment of Adolescent Girls - SABALA

The scheme was launched by the Government of India on 19th Nov 2010. The scheme aims to cover Adolescent Girls in the age group 11 to 18 years in all ICDS projects in select 200 Districts across India on pilot basis. In Andhra Pradesh seven districts of Visakhapatnam, West Godavari, Chittoor, Ananthapur, Adilabad, Mahaboobnagar and Hyderabad were selected for implementation of this project during the year 2010-11. 117 ICDS Projects in 7 districts will be covered for implementation of the Scheme. 6.19 lakh persons during 2011-12, and 6.03 lakh persons in 2012-13 (up to Sep12) benefited under this scheme.

### Objectives

- enable self-development and empowerment of Adolescent Girls;

- improve their nutrition and health status
- spread awareness among them about health, hygiene, nutrition, Adolescent Reproductive and Sexual Health (ARSH), and family and child care
- upgrade their home-based skills, life skills and vocational skills
- mainstream out-of-school Adolescent Girls into formal/non formal-education; and
- Inform and guide Adolescent Girls about existing public services, such as PHC, CHC, Post Office, Bank, Police Station, etc.

### Formation of Kishori Samooh

A group of 15 to 25 Adolescent Girls from the village/ area of the AWC are created at the AWC level under the Scheme Kishori Samooh. Girls in each group select three leaders of their choice for a year. In this selection, they may be guided by the AWW and, school-teacher of the village. These girls will be called 'Sakhi' and 'Saheli', which in English mean 'friend'. The concept of Sakhi and Saheli is meant to lead to development of leadership abilities, team spirit, motivation to be the next Sakhi and Saheli, understanding democracy at a very basic level, and providing information and guidance to peers.

The identified girls, i.e., Sakhi and Sahelis, will be given training as per prescribed module at the project/circle level to serve as peer-monitors for Kishori Samooh. Sakhi and Sahelis participate in day-to-day activities of AWC, in providing pre-school education and supplementary nutrition, growth monitoring, etc. They can also facilitate the AWW in other AWC activities, like accompanying the AWW for home visits (two to three at a time), which will serve as a training ground for future. 23730 beneficiaries benefited under this scheme up to Sep12.

### Kishori Sadassu

Kishori Sadassus are being celebrated once in three months. Supplementary nutrition, IFA supplementation, health check-up and referral, Nutrition and health education, Counselling/guidance on family welfare, ARSH, childcare practices and home management, life skills education and accessing public services and vocational training for adolescent girls are the various services under the scheme.

All 11-18 years girls, regardless of whether they are

out-of-school or school-going, are given supplementary nutrition. Each girl is given 600 calories and 18-20 grams of protein per day, (at the rate of Rs 5 per day). Adolescent Girls are identified in the 7 selected districts for coverage under SNP.

Indira Gandhi Matritva Sahyog Yojana (IGMSY) (A Conditional Maternity Benefit Scheme):

IGMSY is a Centrally Sponsored Scheme, approved by the GOI in October, 2010, under which grant – in –aid is released to States / UTs. It is a conditional cash transfer scheme to be piloted initially in 52 districts across the country. The Scheme will be implemented using the platform of ICDS. In Andhra Pradesh, the scheme is being implemented in the selected districts of West Godavari and Nalgonda. The scheme was launched in West Godavari in October, 2011.

### Objectives of Indira Gandhi Matritva Sahyog Yojana Scheme

Improve health and nutrition status of Pregnant and Lactating (P & L) women and young infants. Pregnant Women of 19 years and above are entitled for benefits under the scheme for the first two live births. The beneficiaries are paid Rs.4000/- in three installments between the second trimester till the child attains the age of 6 months on fulfilling specific conditions related to maternal and child health. Anganwadi worker (AWW) and Anganwadi Helper (AWH) receive an incentive of Rs.200/- and Rs.100/- respectively per Pregnant & Lactating women after due transfers of cash to the beneficiary is completed. The number of beneficiaries under the scheme was 31,788 during 2011-12 and 20,869 during 2012-13 up to Sep.2012

### Kishori Shakti Yojana

The Government of India introduced a new 100% centrally sponsored scheme for empowerment of adolescent girls by breaking the inter-cycle of nutritional and gender disadvantages and provide a supportive environment for self-development in 2000. The main focus is on nutrition, health, education, skill development training and social awareness. Awareness Programmes and trainings are planned in 385 ICDS Projects. After starting SABLA Programme in 7 Districts and in 117 Projects the KSY is being implemented in 16 Districts and 268 Projects. Adolescent Girls in the age group of 11-18 years are the beneficiaries of the scheme. Details of beneficiaries covered under the scheme from 2007-08 to 2011-12 are shown in Table 8. 21

**Table 8.21 : Adolescent Girls Covered**

Year	Beneficiaries
2007-08	5938
2008-09	18416
2009-10	7700
2010-11	11040
2011-12	8120

Source: Women Development & Child Welfare Dept.

### Integrated Child Protection Scheme

Government of A.P. launched the ICPS on 5th May, 2010. The main objective of the scheme is to facilitate and ensure effective protection and empowerment of Woman and Children by synergizing services chain of Government & Non-Government. and private sector organizations, expert institutions & concerned individuals.

The Integrated Child Protection Scheme (ICPS) provides preventive, statutory, care and rehabilitation services to vulnerable children, children of socially excluded groups like migrant families, families living in extreme poverty, SCs, STs & OBCs families affected by discrimination, minorities, children infected and / or affected by HIV/AIDS, orphans, child drug abusers, children of substance abusers, child beggars, trafficked or sexually exploited children, children of prisoners street & working children. A total of 902 Village Child Protection Committees have been formed in various districts till date.

### Achievements

ICPS staff participates in preventing child marriages in districts and about 179 child marriages were stopped from January 2012 to July 2012.

- Convergence meetings with all the departments like Education, Health, Police, Legal Services Authority, Panchayat Raj & Rural Development (PR&RD), Revenue, Social Welfare and Tribal Welfare, etc. were organized effectively in all districts to prevent child issues in districts.
- Rs 5.00 Lakh was released to each district for providing sponsorship and foster care for mentally challenged, HIV infected children and orphan children in 2010-11.

An amount of Rs.1.30 crore was released during 2010-11 for upgradation of 9 existing children's homes. Andhra Pradesh Women's Finance Corporation Ltd is the

identified agency for upgradation / repairs of existing children homes. Rs.1.27 Crore was released during 2010-11, Rs. 6.69 Crore released for the year 2011-12 and Rs.6.55 Crore for the year 2012-13 towards maintenance grant of children homes run by the Department.

### Early Childhood Care and Education

The main objective of this programme is to cater to the needs of development of children in the age group of 3-6 years. Pre-school education aims at ensuring holistic development of children and provision of a learning environment to children conducive for promotion of social, emotional, cognitive and aesthetic development of the child.

Pre-school activities strengthen the child to get ready for primary school education with required skills to perform better in school entry and also improve regular attendance in schools. It aims to improve school enrollment and school retention in rural areas, relieve older sibling mostly girls from the burden of child care and enable them to attend school and prepare children to adjust to formal school.

Pre-school material like story cards, charts, indoor and outdoor play material, color concept, puzzles, school readiness kit, activity kits etc., are supplied to all anganwadi centers every year at a cost of Rs.1000/- per main AWC and Rs.250/- for mini AWC as per Government of India norms.

To make pre-school more effective, orientation training programmes were conducted and 2,200 supervisors, 400 CDPOs, 23 PDs and 6 RDDs trained on implementation of curriculum at AWCs. Demo classes involving 60 AWTCs and 4 MLTCs Instructors to make the orientation sessions more effective were arranged. About 17.12 lakh children are attending pre-school education activities in anganwadi centres.

### Girl Child Protection Scheme

The Girl Child Protection Scheme came into force in April, 2005 and aims to:-

Promote enrollment and retention of girl child in school and ensure their education at-least up-to Intermediate level

- Encourage girls to get married only after the age of 18 years;
- Encourage parents to adopt family planning norms with two girl children;

- Protect rights of the girl child and provide social and financial empowerment to them
- Eliminate negative cultural attitudes and practices against girls;
- Strengthen the role of the family in improving the status of girl-child.
- Extend special dispensation to orphans / destitute and differently abled girls.

The department of women development and child welfare is the nodal department for planning, implementation, monitoring and evaluation of the scheme.

### Eligibility Conditions

Only children fulfilling the following conditions, will be eligible for enrollment under the New Girl Child Protection Scheme:-

- Families with only single girl child or only two girls;
- Either of the parents should have undergone family planning operation on or after 01-04-2005.
- Total annual income of the family of girl child has to be below Rs.20,000/- per annum for rural areas and Rs.24,000/- for urban areas.
- Families having single girl of 0-3 years of age, will be given first priority
- Second priority will be for families having two girl children of whom the age of the second girl child should not be more than 3 years as on 01-04-2005,
- The age of the child on the date of application shall be the criteria for determining eligibility of the child for benefit under the scheme,
- Consequent to enrollment, those who fulfill conditions as prescribed shall be eligible to receive benefits under the scheme,
- Girl-Child born after August, 2009 should get registered under Registration of Birth and Death Act and produce birth certificate from the competent authority i.e., Village Secretary/Municipality authorities concerned

## Conditions to be fulfilled by Girl Child/ Girls consequent to Enrolment to Receive Benefits

- Girl children born after July 2009 should get immunized completely as per schedule and produce immunization certificate by Anganwadi worker/ auxiliary nurse midwives;
- The girl child enrolled in the scheme should be admitted to school at the age of 5 years to get benefit of the scheme. No girl is entitled to receive maturity value, if she has not completed schooling;
- The head of the institution, where the child is pursuing studies has to give annual certificate every year from 8th to 12th class or equivalent to the CDPO, certifying that the child is continuing education during the academic year, to enable the girl to claim the scholarship every year,
- No girl will get final payment of incentive, if she marries before 18 years of age,
- She has to study intermediate (i.e) 12<sup>th</sup> standard or equivalent to receive the final payment.
- Girls will be eligible for final payment after completion of 20 years even if they fail in the 12<sup>th</sup> standard or equivalent exam.
- Facility of premature payment will not be entertained at any cost. Certain relaxations to orphans, destitutes and disabled girls are given regarding their age, formal education and income.

Details of Girl Child Protection Scheme are shown in Table 8.22.

**Table 8.22 : Girl Child Protection Scheme**

Year	No. of Beneficiaries		
	Single Girl	Two Girl	Total
2005-06	4914	33980	38894
2006-07	7269	76801	84070
2007-08	6682	86211	92893
2008-09	4684	62693	67377
2009-10	5648	64654	70302
2010-11	6076	85716	91792
2011-12	3648	55686	59334
2012-13 (up to Sep.12)	1410	14112	15522
<b>Total</b>	<b>40331</b>	<b>479853</b>	<b>520184</b>

Source: Directorate of Women Development & Child Welfare

## Construction of AWC Buildings

- 17827 AWC Buildings were constructed during the last 10 years with World bank assistance and 15% general funds of Zilla Parishad.
- 5936 buildings were sanctioned under BRGF from 2007-08 to 2011-12 out of which 2798 buildings were completed and remaining are under progress.
- Work is under progress in the 1976 and 1384 Anganwadi buildings that were sanctioned under RIDF XIV & XVI respectively with the assistance of NABARD
- Work is under progress in the 81 Model Anganwadi buildings construction taken up by the Department during the year 2009-10
- One Anganwadi building was constructed with MPLADS in Krishna District.

## Achievements under ICDS

- 8,53,572 Girls and 8,57,758 Boys were covered under Pre-school Education by August, 2012.
- Pre-school Certificate was introduced since 2009 containing details about the date of birth for children leaving AWC for getting admissions into primary schools.
- A.P. is the only State which has developed and launched an activity based Pre-school curriculum since 2009-10 to promote holistic development of children throughout the State

## Indira Darsini Monthly Magazine

Indira Darshini Monthly Magazine is being published to create awareness among people about different services rendered by the Department

## JUVENILE WELFARE, CORRECTIONAL SERVICES AND WELFARE OF STREET CHILDREN

### Juvenile Welfare

The Juvenile Welfare department endeavours to undertake necessary steps for all round development and rehabilitation of “Children in need of Care and

protection” (Orphans, Destitute, Neglected, Street Children, victims etc.) “Juveniles in conflict with law” (children who are alleged to have committed offense) up to the age of 18. It provides shelter, care, protection, treatment, education, vocational skills etc. through 21 homes run by department across the state as per the provisions of Juvenile Justice (care and protection of children) Act 2000 r/w Amendment Act, 2006.

The main objective of the homes is to provide proper care, protection and treatment by catering to the developmental needs by adopting a child friendly approach in the best interest of the children for their ultimate rehabilitation. The homes shall be comprehensive child care centres with emphasis on education and training programmes for overall development. Children will be provided facilities for specialized education in community besides a diversified program of vocational training with special emphasis on employment / placement opportunities for rehabilitation and mainstreaming of these children into the society. The institutions will also have adequate facilities for physical exercise and recreation.

### **Homes functioning under the Act Observation Homes**

There are 9 Observation Homes functioning at Hyderabad, Warangal, Nizamabad, Vijayawada, Rajahmundry, Visakapatnam, Kurnool Tirupathi and Ananthapur for juveniles in conflict with law during pendency of cases against them before juvenile justice boards.

### **Special Homes for Boys**

3 Special Homes are functioning for juveniles who were sentenced by the Juvenile Justice Boards at Hyderabad, Visakapatnam, & Tirupathi.

### **Children’s Home & Observation Home for Girls**

There are 3 homes located at Hyderabad, Visakapatnam, & Tirupathi for girl Juveniles during pendency of cases against them before Juvenile Justice Boards and also for taking care of the girl children in need of care & protection as per orders of child welfare committees.

### **Children Home for Boys**

There are 6 Homes located at Hyderabad, Warangal, Tirupathi, Kadapa, Visakapatnam, and Eluru for taking care of Children in need of care & protection as per orders of the child welfare committees.

### **After Care Home**

One after care home is functioning in Hyderabad for taking care & giving guidance for to juveniles/children after they leave special/ children home for enabling them to lead a honest industrious and useful life.

### **Non-Institutional Services**

“YUVA Adolescent Counselling & Guidance Clinic” was set up to provide psychological and health related awareness, counseling and guidance services to children and adolescents at Niloufer Hospital, Hyderabad.

### **Achievements**

#### **Children’s Day and CRC week Celebrations**

Children’s Day was celebrated in all the homes. Competitions were held in Sports, Games & Cultural activities on this occasion. A week-long festival on Convention on the Rights of the Child (CRC) was also celebrated from 14th to 20th Nov 2012. During this week, legal awareness, life skill counseling, medical camps and outings were organized.

### **Medical Services**

Children are provided with medical services by 12 Medical Officers deputed by Medical & Health dept in Special Homes, Children Homes & Girls Homes. The children of observation homes are provided with medical services by visiting doctors from the nearest Government hospitals.

### **Provision of Bunker Beds, Woolen Blankets, Sweaters, Chappals (Sandals)**

Bunker beds along with mattresses and woolen blankets, sweaters, chappals (sandals) were provided to the children in all homes to provide a child friendly environment and improve living standards in the homes.

### **Children acted in a film Sikharam**

Ten boys of the homes acted in a child based feature film ‘Sikharam’, which was screened in the world category at the International Children Film Festival held from 14th to 20th Nov 2011 at Hyderabad. They received accolades for their performance.

### **Nandi Natakotsavalu**

Nine Dramas of children’s homes and girls homes

were nominated for Nandi Natakotsavalu. out of these 2 dramas namely “Uthista Jagratha” of Children Home for Boys, Warangal and “Mathrusri Tharigonda Vengamamba” of Children Home for Girls, Tirupathi were staged in the finals held at Guntur from 05-2-2012 to 11-2-2012. ” Uthista Jagratha” got the best script writer award.

## Education

Around 380 children were admitted in regular schools/ colleges/residential institutions during current academic year. The remaining children around 700 were given education and vocational training in schools of the homes. 45 boys & girls of different homes passed 10th Class examinations through open school system and five children passed SSC (regular).

## Academic Achievements and Placements

All children are provided training in computers. The children are provided training by reputed agencies and given placements in addition to the regular trainings in vocational courses. The National Academy of Construction, Hyderabad gave a three-months training in Cabinet Designing (with Plywood) certificate course for 7 Boys of special home for boys & 7 boys of observation home for Boys in Hyderabad

## Training for the Frontline Workers of Juvenile Homes

The department has taken up a project named ‘Saarathi’ in collaboration with Kusuma Trust, UNICEF and Sadhana. The objective of the project is to sensitize frontline workers of Juvenile Homes and NGOs on Juvenile Justice Act, Child Rights and other child related issues in coming two years. Some of the departmental officers were identified and provided training at Tata Institute of Social Sciences, Mumbai for this purpose. The project is to be conducted in two phases. The first phase of training programs was organized at Kurnool, Tirupati, Hyderabad, Warangal, Vijayawada & Eluru and Visakhapatnam in the month of January / February 2012. The Second phase of training programs were held at Tirupati, Kadapa, Visakhapatnam, Eluru, Hyderabad & Warangal during the months of October & November 2012.

## Awareness Campaigns on Juvenile Justice Act

A workshop for all Chairpersons & Members of Child

Welfare Committees was organized on 28th Jan 2012 with the active support of the High Court of Andhra Pradesh

A workshop on ‘roles & responsibilities of multi disciplinary stakeholders in child protection was organised on 12<sup>th</sup> Feb 2012.

Regional Level workshops were conducted during Feb & March 2012.

## Marriages

Marriages of three orphan girls were performed during 2012-13.

---

## DISABLED WELFARE

The Persons with Disabilities Act, 1996 deals with both prevention and promotional aspects of rehabilitation of education, employment and vocational training, creation of barrier-free environment, provision of rehabilitation service for persons with disabilities, is in force both at the Central and State levels.

To look after the welfare of the disabled, an independent Corporation (1981) and a separate department (1983) were established in the state. The department is working towards implementation of persons with Disabilities Act, 1995 and National Trust Act, 1999 that ensures multi-sectoral coordination with various Government departments for prevention, early identification and detection, education, employment, rehabilitation, mainstreaming, networking and monitoring of Government of India grant-in-aid projects of NGOs.

There are 5 Residential Schools for visually impaired, 6 Residential Schools for hearing impaired, One Residential Junior College for hearing impaired at Bapatla and one Residential Junior College for visually impaired at Mahaboobnagar headed by the Principal of respective School / College. There are about 40 Hostels and 3 Homes functioning under the control of department.

## Demographic Profile of Persons with Disabilities

As per the census 2001, the total number of people with disabilities in the state of Andhra Pradesh is 1,364,981. This is 1.79% of the total population of A.P. Out of them 1,050,400 (76.95 %) live in rural areas. The population of people with disabilities in urban areas is

314,581 (23.05 %). There are 5,91,010 Female PwDs, and 7,73,971 Male PwDs in the state.

A number of schemes are being implemented for the empowerment and rehabilitation of persons with disabilities. These schemes aim to promote physical, psychological, social, educational and economic rehabilitation and development of persons with disabilities to enhance their quality of life and enable them to lead their lives with dignity.

## Education

- Maintenance of 40 hostels and 3 homes with a sanctioned strength of 4,153.
- 11 Residential schools (6 for Hearing Impaired and 5 for Visually Impaired) with a sanctioned strength of 1640.
- 2 Residential Junior Colleges, one for hearing impaired and another for visually impaired with a sanctioned strength of 80 each. .
- A training centre to train teachers of visually impaired persons is functioning in Hyderabad. .
- 15,686 pre-matric and 2,550 post-matric scholarship beneficiaries benefited in 2011-12, and 2,902 pre-matric beneficiaries benefited up to Sep. 2012.

## Social Security

- A subsidy of Rs.3000/- was sanctioned to disabled persons under economic rehabilitation scheme during 2011-12. About 1517 persons benefited from the scheme in 2011-12 and 447 benefited up to Sep.2012.
- Incentive awards for marriages between disabled and normal persons was enhanced from Rs.10,000 to Rs.50,000. 142 beneficiaries were covered at the rate of Rs.3000 and 2,820 beneficiaries were covered at the rate of Rs.10,000 under Marriage Incentive Awards scheme in 2011-12. 449 beneficiaries were covered under the scheme in 2012-13 up to September, 2012.
- A 50 % subsidy on petrol to disabled persons having motorized own vehicles for self transportation with annual income upto Rs.24,000 was sanctioned, 80 persons in 2011-12 and 30 persons in 2012-13 (up to Sept.12) were covered under the scheme.

## Construction

16 hostels/homes out of the 43 are in Government buildings, 24 rented and 3 in rent free buildings. Out of 11 Residential schools 2 schools are in rented premises. Government allocated an amount of Rs.15.00 Crore for construction of Hostels, Homes and Schools for the year 2012-2013.

## Survey, Assessment of Needs and Issue of Medical Certificates and Identity Cards

The Disabled Welfare Department in close collaboration with Departments of Rural Development, Medical & Health, NIMH, NGOs have evolved a scientific computer aided disability assessment strategy. This software is called as SADAREM (Software for Assessment of Disabled for Access, Rehabilitation & Empowerment). The features of this software are:

- A. Scientific assessment of the degree of Disability is done on the basis of methods and formulas prescribed in the Gazette 2001 issued by the Ministry of Social Justice and Empowerment, GoI.
- B. Generation of a computer based Disability Certificate with unique ID along with Identity Card.
- C. Assessment of needs and maintaining centralized data base. Software will also generate all details including support services that the disabled persons are entitled to, based on the need assessment and a record of services provided from time to time.
- D. The data base thus generated will be hosted in the Public Domain to enable service providers reach out to disabled persons. So far 10,67,865 Lakh PwDs have been assessed through SADAREM and given 8,92,813 Computerized Disability Certificates and ID cards by giving unique ID to the PwDs.

## Aids and Appliances

A massive exercise was undertaken to identify Persons with Disabilities (PwDs) and Children with Special Needs (CwSNs) in need of Aids and Appliances. Camps were conducted in all 81 divisions in the State from 27th June 2012 to 29th July 2012 and 37,498 PwDs and CwSNs identified. It is proposed to spend Rs.13.09 crore for procuring the aids and appliances for them.

## Senior Citizens

The Government of India has enacted Maintenance



and Welfare of Parents and Senior Citizens Act, 2007. Tribunals have been constituted in all the 81 Sub Divisions of Andhra Pradesh. Appellate tribunals were also constituted in all 23 Districts headed by the District Collector. About 315 claims were received and 172 claims disposed during the year 2012-13 (up to Sep.12).

## Government of India Schemes

The Government of India, Ministry of Social Justice & Empowerment, New Delhi has allocated Notional Allocation under the following Grant-in-aid schemes is shown in Table 8.23.

**Table 8.23 : Schemewise Allocations**

Name of the Scheme	2011-12 (Rs. crs)	2012-13 (Rs. crs)	Renewal Proposals
Deendayal Disabled Rehabilitation Scheme (DDRS)	24.60	24.60	131
Integrated Programme for Older Persons (IPOP)	5.90	5.90	114
Prevention of Alcoholism and Substance (Drugs) Abuse Scheme	1.90	2.00	17
<b>Total</b>	<b>32.40</b>	<b>32.50</b>	<b>262</b>

Source: Disabled Welfare Department

The Government of India sanctioned 10 District Disability Rehabilitation Centres in the districts of East Godavari, Vizianagaram, Kurnool, Prakasam, Nellore, Kadapa, Chittoor, Nalgonda, Warangal and Mahaboobnagar districts.

## Achievements

2820 beneficiaries were covered under marriage incentive scheme with an amount of Rs.282.80 Lakh in the year 2011-12. An amount of Rs.154.10 Lakh was allocated in 2012-13 to implement this Scheme.

Government launched the special recruitment drive for filling up backlog vacancies reserved for the disabled. The period of recruitment has been extended from time to time upto 31.3.2013.

About 132 Visually Handicapped persons, 88 Hearing Handicapped and 69 orthopaedically Handicapped totaling 289 disabled persons were provided employment in the year 2011-12.

- The Government issued orders for implementation of 3% reservation in promotions to disabled employees.
- The Government accorded administrative sanction for an amount of Rs.15.00 Crore for construction of New Building/ Repairs to Residential Schools/ Hostels/Homes for 2012-13.
- Orders were issued to extend for another 10 years (until 31st May, 2021) the scheme of reservation in favour of Disabled persons including the percentage of reservation in posts, age concession of 10 years for the purpose of recruitment and exemption from payment of prescribed application fee in respect of applications submitted to APPSC for selection to various posts.
- Government issued orders for providing 3% seats in coaching and training facilities for disabled in all Welfare departments irrespective of caste/religion in 2011.
- Government issued orders to provide access to games and sports facilities to disabled children in 2011.
- Government issued orders for providing MP3 Players instead of MP3 CD players for visually challenged students as assistive device for promoting quality education and enhancing employability . 1600 MP3 Players were distributed with amount of Rs.28.90 Lakh for the year 2011-12.

## Vikalangula Cooperative Corporation

The corporation took up the following programmes to help disabled in their rehabilitations:

1. Supply of prosthetic aids and mobility aids.
2. Supply of educational aids to individuals and institutions.
3. Facilities to impart training in various technical and non-technical trades.
4. Organizing employment generation production units with assured market for products.
5. Creating awareness among parents for early detection and stipulation and treatment of various disabilities.

## i) Rehabilitation and Supply of Prosthetic Aids to Physically Handicapped

Under this scheme, the A.P Vikalangula Co- Operative Corporation supplies aids and appliances such as tricycles, wheel chairs, crutches, walking sticks, try pods (hand sticks), calipers, artificial limbs and hearing aids etc., to PwDs.

## ii) Sound Library

The A.P.Vikalangula Cooperative Corporation supplies tape recorders and cassettes with recorded lessons for intermediate and above classes under this scheme.

## Braille Press

The corporation prints and supplies braille books to school going visually disabled students under this scheme.

## Investments in Andhra Pradesh Vikalangula Co-Operative Corporation

There are 12 T.C.PCs functioning to impart vocational training to disabled persons for skill development in the state. New training programmes like offset printing, DTP, motor winding, journalism, cell phone servicing, computer training etc., have been continued through ITI and non-ITI trades. It is proposed to introduce new schemes like coaching for competitive examinations and creation of cell for mobilizing disabled persons for job opportunities in private and public sector.

## Managerial Subsidy

Managerial subsidy is provided for rehabilitation and supply of prosthetic aids, educational aids such as Lap tops, CD players, tape recorder and Investments (training programme) such as offset printing, DTP motor winding, journalism, cell phone servicing, computer training etc.

---

## BACKWARD CLASSES WELFARE

Population belonging to Backward Classes and pursuing traditional activities such as cattle and sheep rearing, toddy tapping, earth works, fishing, weaving, goldsmith, blacksmith, brass smith, carpentry, stone carving, laundry, pottery, oil pressing, basketry, hair dressing, tailoring and dyeing fall under 138 communities.

Government is implementing several welfare, educational and economic development programmes for the welfare of the backward classes people. Details of the programmes are -

## Hostels

Hostels are providing free boarding and lodging to students belonging to Backward Classes and enabling them pursue their Pre-Matric studies. At present, there are 1,398 Government B.C. hostels, (1,074 hostels for boys and 309 hostels for girls and 15 integrated hostels). A total strength of 1,54,096 boarders were admitted in the B.C. hostels during 2011-12 and 1,38,415 admitted up to Sep.2012. All these hostels have a combination of 76% Backward Classes, 10% Scheduled Castes, 5% Scheduled Tribes, 3% Minorities and 6% other castes for encouraging Social Integration.

Of the total 1,398 hostels, 885 hostels are located in Government buildings. Out of the remaining hostels, 114 buildings are under construction under matching grant programme and under centrally sponsored scheme to provide a clean and healthy ambience to boarders of hostels. Another 399 buildings remain to be constructed. The boarders are provided with diet charges at Rs.475/- per month per boarder for III to VII class, and Rs.535/- per month per boarder for VIII to X class. They are also provided cosmetics at the rate of Rs.50/- per month for boys and Rs.55/- per month for girls up to class VII and Rs.75/- per month for girls from class VIII to X class. Boarders are also supplied note books and four pairs of dresses every year. Results of X class students in B.C. Welfare hostels is shown in the Table 8.24

**Table 8.24 : Results of X Class Students in B.C. Welfare Hostels**

Year	Results in Hostels (%)	State Average (%)
2007-08	78.36	75.47
2008-09	85.76	78.83
2009-10	88.09	81.63
2010-11	89.53	83.10
2011-12	91.13	87.85

Source: Backward Classes Welfare Department

## Residential Schools

There are 45 B.C. Residential Schools (29 for boys and 16 for girls) with a total strength of 16,668 students

functioning in the State. 18,818 students admitted in 2012-13. The students will be admitted from V class by adopting lottery system.

All these residential schools have a combination of 70% Backward Classes, 15% Scheduled Castes, 6% Scheduled Tribes, 3% Minorities and 3% Physically challenged and 3% Ex-servicemen for encouraging Social Integration.

Results of X class students in B.C.residential schools are shown in the Table 8.25.

**Table 8.25 : Results of X Class Students in B.C. Welfare Residential Schools**

Year	Results in Res. Schools (%)	State Average (%)
2007-08	99.24	75.47
2008-09	99.60	78.83
2009-10	99.84	81.63
2010-11	99.60	83.10
2011-12	99.50	87.85

Source: Backward Classes Welfare Department

### Post-Matric Scholarships and Reimbursement of Tuition fee to BC students

Government is implementing the Post Matric Scholarships and Reimbursement of Tuition fee scheme to enable BC students pursue higher education. All eligible BC students having an annual family income up to Rs.1.00Lakh per Annum are sanctioned Post Matric Scholarships and Reimbursement of Tuition fee on saturation basis. 14.43 lakh BC students were sanctioned Post Matric Scholarships and Reimbursement of Tuition Fee in 2011-12. 13,34,392 and 13,71,346 students were sanctioned Post Matric Scholarships and Reimbursement of Tuition Fee respectively in 2012-13.

### Reimbursement of Tuition Fee to EBC students

The Government has been implementing the scheme of Reimbursement of tuition fees for EBCs on saturation basis on par with BCs from the year 2009-10 onwards. The EBCs means Economically Backward Classes which are nothing but poorer sections among forward communities. The eligibility criteria for EBCs for getting reimbursement of tuition fee are same as those applicable for BCs i.e., having an annual family income up to Rs.1.00 lakh. 3.03 lakh EBC students were

sanctioned reimbursement of tuition fee during the year 2011-12 and 4,17,429 students in 2012-13.

### College Girls and Boys Hostels

300 new BC girls college hostels were sanctioned at the rate of one in each Assembly constituency with a sanctioned strength of 100 boarders per hostel during the year 2008-09 to encourage BC girls pursue higher education.

Similarly, Government also issued orders for establishment of 300 Boys College Hostels in the State at the rate of one Hostel for each Assembly Constituency in the year 2010-11.

Out of the 300 newly sanctioned Girls College Hostels, 282 have started functioning and out of 300 newly sanctioned Boys College Hostels, 244 have started functioning as of now. All these college hostels for Boys and Girls have 69% Backward Class, 15% Scheduled Caste, 6% Scheduled Tribes and 10% Minority students for encouraging social integration.

13,757 boarders were admitted in the girls college hostels during the year 2011-12 and 16,450 in 2012-13 up to Dec.12. 6,357 boarders were admitted into boys college hostels during the year 2011-12 and 10,088 in 2012-13 up to Dec.12.

### AP Study Circles for BCs

There are 15 BC Study Circles functioning in the State to provide free coaching facilities to eligible BC unemployed graduates and Post-graduates, appearing for various competitive examinations like Civil Services, State Group-I, Group-II, medical transcription and computer animation skills and also industrial automation courses B.E., B.Tech., and Diploma holders. 5,852 students were given training during the year 2011-12 and 4,135 students in 2012-13 (up to December-2012).

All these Study Circles have 66% Backward Class, 20% Scheduled Caste and 14% Scheduled Tribe students for encouraging social integration.

Welfare schemes for providing self employment to poor B.C families are being implemented through the following institutions which function under the control of the Department.

- A.P Backward Classes Cooperative Finance Corporation Ltd., Hyderabad

- A.P.Washermen Cooperative Societies Federation Ltd., Hyderabad
- A.P Nayee Brahmins Cooperative Societies Federation Ltd., Hyderabad
- A.P Vaddera Cooperative Societies Federation Ltd., Hyderabad
- A.P.Sagara (Uppara) Cooperative Societies Federation Ltd., Hyderabad
- A.P Valmiki/Boya Cooperative Societies Federation Ltd., Hyderabad,
- A.P Krishna Balija, Poosala Cooperative Societies Federation Ltd., Hyderabad
- A.P.Bhattraja Cooperative Societies Federation Ltd., Hyderabad

### **A.P Backward Classes Cooperative Finance Corporation Ltd., Hyderabad**

The A.P Backward Classes Cooperative Finance Corporation Ltd., Hyderabad was established in 1974 for economic upliftment of Backward Classes in the State. The Corporation implements the schemes of (i). Margin Money and (ii). Rajiv Abhyudaya Yojana

#### **A. Margin Money (2012-13)**

Margin Money Scheme aims to provide financial assistance to B.C. beneficiaries in agriculture and allied sectors, small business and industry, service and transport sector activities. The scheme was implemented upto 2007-08 with 20% margin money from the Corporation, 70% Bank Loan and 10% beneficiary contribution.

The scheme is being implemented in the following pattern from 2008-09 onwards as per the policy decision taken by the Government to dispense with the system of providing loan by corporations and to implement schemes by providing subsidy with link up of loans from banks. The beneficiaries are covered from rural area.

- Subsidy of 50% unit cost not exceeding Rs.30,000/- per beneficiary
- 40% or balance of unit cost as bank loan.
- 10% of the unit cost as beneficiary contribution

For unit cost that is more than Rs.60,000/ subsidy of Rs.30,000 is provided, 10% beneficiary contribution and the balance is loan from Banks.

The benefits of the scheme of “Pavala Vaddi” as applicable to the Women Self Help Groups shall be extended to bank loan component of the units grounded under this scheme.

Action Plan for the year 2012-13 to benefit 33,333 families is under implementation under Margin Money scheme with a total value of Rs.200.00 Crore, out of which Rs.100.00 Crore is the subsidy provided by the Corporation, Rs.80.00 Crore as Loan from Banks and beneficiary contribution being Rs.20.00 Crore.

#### **B. Rajiv Abhyudaya Yojana (2012-13)**

Rajiv Abhyudaya Yojana scheme was launched during the year 2005-06 to provide financial assistance to B.C. artisans and occupational groups in urban areas. The scheme is being implemented from 2005-06 to 2012-13.

The scheme is being implemented in the following pattern from 2007-08 onwards. Beneficiaries preferably artisans are covered exclusively from urban area.

- Subsidy of 50% unit cost not exceeding Rs.30,000/- per beneficiary.
- 40% or balance unit cost as Bank Loan
- 10% of the unit cost as beneficiary contribution.

Wherever the unit cost is more than Rs.60,000, Rs.30,000/- subsidy is provided, 10% is beneficiary contribution and the balance is loan from the Bank.

The benefit of the scheme of “Pavala Vaddi” as applicable to Women Self Help Groups is extended to bank loan component of the units grounded under this scheme.

An Action Plan to benefit 6,667 families is under implementation under Rajiv Abhyudaya Yojana scheme with a total value of Rs.40.00 Crore, out of which Rs.20.00 Crore is the subsidy provided by the Corporation, Rs.16.00 Crore loan from banks and Rs.4.00 Crore beneficiary contribution for the year 2012-13.

The Schemes implemented through Seven Federations are:

#### **A) Schemes for the Benefit of Individual Families**

There is a common financial assistance scheme that is being implemented for the welfare of individual families

of different communities covered by seven federations. The pattern of the scheme is as follows. It is implemented by taking one society affiliated to concerned federation comprising 15 members as one unit. The unit cost is Rs.1,50,000/-.

Subsidy of 50% unit cost (Rs.75,000/-)

40% as Bank Loan (Rs.60,000/-).

10% of the unit cost - Rs.15,000/- as beneficiary contribution

The benefit of "Pavala Vaddi" scheme as applicable to Women Self Help Groups will be extended to bank loan component of the units grounded under this scheme.

## B) Scheme for Communities

Construction of Dhobighats is being implemented through A.P. Washer men Co-operative Societies Federation with a 100% subsidy of unit cost of Rs.5.60 Lakh to benefit 447 Dhobighats.

---

## SOCIAL WELFARE

The Scheduled Castes Population in Andhra Pradesh has increased from 105.92 lakhs in 1991 to 123.39 Lakh in 2001, registering a growth of 16.50 percent. As per the 2001 Census, Scheduled Castes population forms 16.19 percent of the total population of Andhra Pradesh and the state has the 4th largest SC population in the country. More than 82% of the Scheduled Caste people are living in rural areas. Sex Ratio among the Scheduled Castes is 981, which is higher than the State average of 978. The percentage of SC population in rural areas has declined from 88.9 percent in 1961 to 82.8 per cent in 2001. The literacy rate among SCs was 53.52 in 2001, which is lower than the all India rate of 54.69 for SCs. SC population ranges from 8.02% in Hyderabad district to 22% in Nellore district. Literacy rate among SCs ranges from 32.58% in Mahabubnagar to 68.75% in West Godavari district. SC enrollment ratio from 6 to 15 years during 2011-12 was 104.59% as against the general ratio of 89.16% and dropout rate was 48.67% as against the general rate of 45.99%,

The principal objective of the Social Welfare department is to look after the educational advancement, socio-economic development, welfare and protection of Scheduled Castes.

## Educational Programs Hostels

2,358 hostels (Boys 1,640 and Girls 718) are functioning in the State in 2011-12, with 1.96 lakh students. Government has enhanced the mess charges in Government hostels from Rs.475/- per month to Rs.850/- p.m. for boarders up to 7th class and from Rs.535/- p.m. to Rs.850/- p.m. for boarders from 8th to 10th class from the academic year, 2012-13. The cosmetic charges given to hostel boarders have also been increased from Rs.22 to Rs.50 for boys and from Rs.40/- to Rs.50/- for 3rd to 7th class girls and Rs.75/- for 8th to 10th class girls. The stitching charges have been increased from Rs.20/- per pair to Rs. 40/- to Rs. 75/- for girls. Hair cut charges have been increased from Rs.5/- to Rs.12/-. Four pairs of dresses are being supplied per annum per boarder along with stitching charges at Rs. 40/- per pair. Bedding material is also provided every two years at Rs300/ per set.

Trunk Box, Plates, Glasses, Note books Study and Games material are being provided to the students. Mid-day meal scheme is being implemented. Rice is being provided at Rs.1/- per Kg from Dec 2012.

Implementation of enhanced charges is applicable to 8.48 lakh SC/ ST/ BC/ EBC/ Minority/ Disabled students staying in 5765 Government hostels and Residential Schools. Additional expenditure due to enhancement of diet charges is Rs.250.66 Crore per annum.

Essential commodities like quality food items, Red gram Dal, Palmoline Oil, chick peas and yellow peas were supplied through Civil Supplies Corporation to all welfare hostels at fair price shops points.

## Green Channel Budget Procedure

Government issued orders for release of budget in the beginning of the financial year through Green Channel Scheme for the entire year enabling the HWOs to draw funds without any financial restrictions under Diet, Cosmetics, Rents, Water & Electricity from the year 2011-12.

Government also took up construction of Integrated Welfare Hostel Complexes (IWHC). IWHCs provide good amenities & superior facilities to hostellers at Rs.1.68 Crs per complex with a capacity of 400 SC/ ST/BC boarders. In Phase-I, 87 hostels are grounded, of which 69 are complete and 18 are in progress. Government is considering construction of 63 new IWHCs during 2012-13 from SCSP funds.

## Ananda Nilayams

There are 79 Ananda Nilayams functioning in the State at present. 50 percent of the seats in Ananda nilayams are filled with orphan students and the remaining 50 percent with children whose parents are engaged in unclean occupations. The inmates in these Ananda Nilayams are provided all facilities on par with the boarders in Social Welfare hostels. Details of Social Welfare Institutions are shown in Table 8.26.

**Table 8.26 : Social Welfare Institutions**

Year	Institutions	Boys	Girls	Total
2008	2358	158407	89617	248024
2009	2358	158643	86631	245274
2010	2358	158597	88049	246646
2011	2358	144828	86524	231352
2012	2358	125338	71106	196444

Source: Social Welfare Department

## Results

There has been considerable improvement in 10th class results in social welfare hostels. Out of the 23,564 students who appeared for SSC Examinations in March 2012 20,444 students passed. The overall pass percentage is 86.76 as against the State average of 87.95. Details about the SSC results of students in Social Welfare hostels are shown in Table 8.27.

**Table 8.27 : SSC Results of Students in SW Hostels**

Year	Appeared	Passed	% of hostel results	% of State Average
2007-08	22072	17728	80.31	75.47
2008-09	24482	20518	84.00	78.83
2009-10	26272	22430	85.37	81.63
2010-11	24280	19813	81.60	83.10
2011-12	23564	20444	86.76	87.85

Source: Social Welfare Department

## College Hostels

Prior to 2009-10, there were 143 Scheduled Caste College Hostels (74 for Boys and 69 for Girls) functioning with an intake of 100 students per hostel. Government sanctioned 400 College Hostels i.e., 200 for Boys and 200 for Girls during the year 2009-10. 32974 students are pursuing their studies in these hostels. Government provides electricity charges, house rent, water charges and scholarships while the students themselves maintain the mess through mess committees.

## Post-Matric Scholarships

Residential and Non-Residential scholarships are being awarded to all eligible Post-Matric students belonging to Scheduled Castes. This scholarship includes maintenance charges for students and non-refundable fee payable to the institution. The existing income ceiling for the award of Post-Matric Scholarships is Rs.2.00 lakh per annum from the year 2011-12. During 2011-12, an amount of Rs.702.40 Crore was incurred to benefit 5,80,773 SC students. From the year 2008-09, applications for scholarships and sanction of scholarships were made 'online' to ensure quick delivery through eZ pay cards, to eliminate corruption and also to ensure transparency by keeping all information in the public domain. An amount of Rs.723.76 Crore was provided to 6 lakh students in 2012-13.

The income for SC/ST students was enhanced to Rs.2.00 Lakh from the year 2011-12. Maintenance charge rates for SC/ST students were also enhanced from the financial year 2011-12. The enhanced maintenance charges are shown in Table 8.28.

**Table. 8.28 : Enhanced rates for SC &STs**

Group	Enhanced rates for SC &STs	
	Hostellers	Dayscholars
Group I	1200	550
Group II	820	530
Group III	570	325
Group IV	520	325

Source: Social Welfare Department

The Government enhanced maintenance rates in department Attached Hostels on uniforms and diet charges for Post matric students staying in Attached Hostels from Dec.2012. A uniform menu with nutritious dietary items is proposed to be introduced for

Post Matric Scholarship holders staying in Department Attached Hostels.

The Government has enhanced charges for Group II (PG courses), Group III (Graduate courses) and Group IV (Inter level courses) in Government hostels from Rs.820/- to Rs.1050/- pm, Rs.570/- to Rs.1050/- pm and Rs.520/- to Rs.1050/- pm respectively. An amount of Rs.29.38 Crs was provided to 61,555 students from SC/ST/BC/EBC/ Disabled Communities in 2012-2013.

### **Best Available Schools Schemes and Hyderabad Public Schools**

Under this scheme Pre-Matric scholarships are awarded to select SC students admitted at class V level in selected Best Available Schools and class-I level at Hyderabad Public School located in Begumpet, Ramanthapuram & Kadapa. Government issued guidelines to select 50 students per district from the year 2011-12 under the BAS Scheme & for sanction of Scholarships to only sponsored students in HPS. Admissions under BAS & HPS are conducted in a transparent manner through a lottery system after a widely publicized notification date through the District Selection Committee (DSC). The scheme has been made online from 2011-12.

### **Pre-Matric Scholarships Scheme “Rajiv Vidya Deewana”**

The State Government introduced a scheme for sanction of pre-matric scholarships to Scheduled Caste students studying in Government schools, APSW Residential Schools from 2012-13 onwards. About 4.40 lakh SC children are proposed to benefit under the scheme. An amount of Rs.112 Crore has been allocated for the year 2012-13 by the Government of India.

An amount of Rs.150/- per month for day-scholars and Rs.350/- for Hostel students is being sanctioned. An adhoc grant of Rs.750/- per year for 9th class students and Rs.1000/- for 10th class students is being sanctioned. It is proposed to include this scheme ‘in the direct cash transfer’ Scheme through Aadhar authentication & Bank linked payments.

### **Inter Caste Marriages**

Government has enhanced the incentive amount for inter-caste marriages from Rs.10,000/- to Rs.50,000/- per couple. Government has been approached for

additional budget to meet the additional budget due to the increase in the incentive amount. It is proposed to implement the scheme online from 2012-13.

### **Machinery for Protection of Civil Rights Act, 1955 and SC, ST (Prevention of Atrocities) Act, 1989**

Government has constituted 23 special sessions courts, 22 mobile courts and a special cell headed by IG in Police Department for implementation of the Acts. There are still 30100 cases pending with Special Courts under POA Act until 2011-12. An amount of Rs 223.62 Lakh was provided to 1430 atrocity cases in 2012-13 up to October 12. The Government recently enhanced the compensation rates under POA Act in June, 2012.

### **Distribution of House Sites**

Distribution of house sites to weaker sections is one of the flagship programs of the Government.. The Revenue Department acquires private, ceiling, endowments, assigned and Government lands and distributes house sites to all BPL families free of cost. The department provides the budget for acquisition of private assigned and endowments lands.

The allocation of house-sites among various sections of population is as follows:

Scheduled Castes	-	40%
Scheduled Tribes	-	10%
Backward Classes	-	30%
Minorities	-	10%
Other economically poor	-	10%

791629 families were provided house sites by spending Rs.952.57 crore and 7561 house sites were distributed during 2012-13 (up to Oct 2012) under INDIRAMMA programme.

### **AP Study Circle**

Qualitative coaching is imparted to aspirants for Central Services in AP Study Circle. 389 candidates were selected from A.P. Study Circle for Central Services since 1980.

Rs.8.40 Cr was provided to strengthen AP Study Circles at Hyderabad and start coaching centers at Vijayawada, Visakhapatnam, Tirupati and Warangal districts in 2012-13. Presently, 230 candidates will appear for C-SAT 2013 preliminary examination at the newly started AP

Study Circle at Banjara Hills, Hyderabad. Group-I Mains coaching will start at Ambedkar Bhavan, Hyderabad for 115 candidates. The coaching programme for Bank P.Os is going on at AP study circle in Vijayawada. A hostel for girls is going to be constructed at a cost of Rs.335 Lakh. A permanent AP Study Circle building in Vijayawada is to be constructed at a cost of Rs.400.00 Lakh.

## **Andhra Pradesh Scheduled Castes Cooperative Finance Corporation Ltd**

A.P. Scheduled Castes Cooperative Finance Corporation Ltd. was established in the year 1974 with the following main objectives:

- To plan, promote and take up economic assistance programs in the fields of Agriculture, Animal Husbandry, Marketing, Processing, Supply and Storage of Agriculture Products, Small Scale Industry, Cottage Industry, Trade, Business or any other activity which enables Scheduled Castes members to earn a better living and improve their standard of living.
- Providing technical know-how, managerial assistance and financial assistance to undertake programs of employment oriented Cottage and Small Scale Industries etc.,

Action Plans are prepared to assist poor SC beneficiaries under various economic development schemes as a part of poverty amelioration. Planning is also done to implement different schemes in coordination with all line departments under convergence, to deliver maximum benefit to poor SC beneficiaries.

An amount of Rs 1012.23 crore was provided towards financial assistance for the benefit of 9,05,008 SC beneficiaries in 2011-12. An amount of Rs. 199.43 crore was incurred as expenditure towards financial assistance for the benefit of 31,319 SC beneficiaries upto December, 2012 in 2012-13.

## **Investments**

Since its inception in 1974, the Corporation has implemented several economic support programmes for the benefit of 64,71,294 Scheduled Caste families with an outlay of Rs. 6148.44 Crore. It has adopted model schemes to provide incentive to prospective Scheduled Caste beneficiaries. District Societies have been allowed to take up new schemes which are viable. An amount of Rs.12.49 crore was allocated by the Government

of India and Rs.10.00 crore allocated by the State Government towards share capital in 2012-13.

Government of Andhra Pradesh announced loan waiver with interest upto Rs. 1.00 Lakh per beneficiary. All welfare corporations act as facilitators to obtain institutional finance by providing Rs. 30,000/- or 50% of the scheme cost whichever is less as subsidy.

## **Special Central Assistance**

Government of India is providing funds under Special Central Assistance to the State Government for taking up schemes for the benefit of Scheduled Castes. The funds made available under Special Central Assistance are utilized for providing subsidy and for non-recurring items, like making schemes bankable and effective and to provide infrastructure to meet backward and forward linkages at district level. An amount of Rs. 90.00 Crore was allocated under Special Central Assistance to Special Component Plan in 2012-13.

## **Economic Support Program**

While many SC families have been assigned agriculture lands, the income derived from such land is very meagre. It is therefore, essential to provide irrigation facilities to these lands to enable the assignees reap maximum benefit. Attempts have been initiated to make these lands cultivable by providing irrigation facilities, land development, horticulture and minor irrigation, energisation etc. in the Action Plan for 2012-13.

## **Loan Waiver**

The Government issued orders in 2009 waiving margin money, NSFDC and NSKFDC loans with interest of less than Rs.1.00 lakh for Scheduled Castes loanees, who availed these loans and outstanding as on 29-02-2008. An amount of Rs.1176.82 crore of loans of 17,80,842 Scheduled Caste beneficiaries has been waived and freed from Corporation loans.

## **Enhancement of Subsidy**

Subsidy to Scheduled Caste beneficiaries has been enhanced from Rs.10,000/- to Rs.30,000/-.

## **Rehabilitation of Released SC Prisoners**

Special Rehabilitation Scheme for Scheduled Caste released prisoners is being implemented.



## Pavala Vaddi

Pavala Vaddi scheme was extended to beneficiaries of all welfare corporations to promote prompt repayment of bank loans.

## Per Capita Investment

The per capita investment which was Rs. 730/- during 1974-75, has been gradually increased to Rs. 50,000/- by 2011-12 and expected to reach upto Rs. 64,000/- in the current Action Plan of 2012-13 for ensuring sustainable income to poor SC beneficiaries.

## E-payments

The Government issued e-payment of subsidy to beneficiaries under Government Sponsored Schemes. The new system will come into operation from the 2012-13 financial year.

## Scheduled Castes Sub-Plan and Tribal Sub-Plan (Planning, Allocation, and Utilization of Financial Resources) Act, 2013

The State achieved a historic milestone with enactment of “Andhra Pradesh Scheduled Castes Sub-Plan and Tribal Sub-Plan (Planning Allocation and Utilization of Financial Resources) Act.No1 of 2013. Andhra Pradesh is the first pioneer state in the country that has initiated such Legislative intervention.

The Act is to ensure, accelerated development of Scheduled Castes (SCs) and Scheduled Tribes (STs) with emphasis on achieving equality in the next ten years focusing on economic, educational and human development along with ensuring security social dignity and promoting equity among Scheduled Castes and the Scheduled Tribes, by earmarking a portion, in proportion to the population of Scheduled Castes and Scheduled Tribes in the State, of the total plan outlay of the State of Andhra Pradesh as the outlay of the Scheduled Castes Sub-Plan (SCSP)/Tribal Sub-Plan (TSP) of the State.

The Act envisages that schemes included in SCSP/ TSP should secure direct and quantifiable benefits to Scheduled Caste individuals or Scheduled Caste households or Scheduled Caste habitations and should bridge the gaps in development indicators between SCs/STs, when compared to state averages. The Act also ensures effective institutional mechanisms for the implementation of the Scheduled Castes Sub-Plan (SCSP)/Tribal Sub-Plan (TSP).

The Government constituted the State Council for Development of Scheduled Castes and Scheduled Tribes under the Chairmanship of Hon'ble Chief Minister to exercise conferred powers and to perform functions for matters relating to Scheduled Castes Sub-Plan and Tribal Sub-Plan. The State Council advises the State government on all policy matters relating to SCSP/TSP and suggests measures for proper planning, implementation of the schemes by the departments and approval of Annual SCSP/TSP proposals of the Departments. Scheme wise proposal of each department are to be furnished by respective Nodal Agencies to the Planning Department for review and approval by the State Council.

Accordingly, the Nodal Agency for implementation of the Scheduled Castes Sub-Plan (SCSP) is constituted under the Chairmanship of Minister Social Welfare. The Social Welfare Department is designated as the Nodal Department. The Nodal Agency for implementation of the Tribal Sub-Plan (TSP) is constituted under the Chairmanship of Minister Tribal Welfare. The Tribal Welfare Department is designated as the Nodal Department. The Nodal Agency for SCSP/ TSP recommend the schemes that fulfill the norms for inclusion in the Annual Plan proposals of the departments and aggregated for placing before the State Council for Development of Scheduled Castes and Scheduled Tribes for consideration and approval as pre-budget process.

This marks a drastic departure from the earlier practice of assigning notional allocations to each department on an arithmetic basis in the plan to one of meaningful allocations as identified by the Nodal Department and the different stake holder departments with a view to ensure equity, social justice and empowerment of the Scheduled Castes/ Scheduled Tribes through the SCSP/TSP.

The proposals are to be consistent with the Annual and Five Year Plans and the priorities set by the State. Focusing on sectors need to be accorded highest priority like health, rural water supply, education and special emphasis on SC/ST individuals, households, area (habitation), infrastructure and economic activity. More specifically, the accounting of SCSP/TSP benefiting SCs/STs is divided into two kinds of schemes – the schemes that secure direct and quantifiable benefits and those that are non-divisible in nature.. It has been provided that respective Nodal Agency, while indicating allocation of Scheduled Castes Sub-Plan/Tribal Sub-Plan follow the following norms.

## Schemes Securing Direct and Quantifiable Benefits

The Nodal Agency for SCSP/TSP shall appraise Scheduled Castes Sub-Plan Schemes submitted by the departments for ensuring conformity to the provisions of the Act namely:

- for schemes exclusively benefiting Scheduled Caste/ Scheduled Tribe individuals or Scheduled Caste/ Scheduled Tribe households, 100% of scheme cost shall be allocated and accounted for under Scheduled Castes Sub-Plan/Tribal Sub-Plan fund;
- for schemes benefiting Scheduled Caste / Scheduled Tribe habitations, 100% of scheme cost shall be allocated and accounted for under Scheduled Castes Sub-Plan/Tribal Sub-Plan fund. In case of other habitations the cost shall be allocated and accounted for under Scheduled Castes Sub-Plan/ Tribal Sub-Plan in proportion of the population of the Scheduled Castes or Scheduled Tribes;
- for general schemes, included in the Sub-Plans, benefiting Scheduled Caste/ Scheduled Tribe individuals or Scheduled Caste/Scheduled Tribe households, along with others, the scheme cost shall be allocated and accounted for under Scheduled Castes Sub-Plan/Tribal Sub-Plan, in proportion to the Scheduled Caste/Scheduled Tribe beneficiaries covered;
- in respect of non-divisible infrastructure works a portion of the scheme cost as may be determined by the Government shall be deemed to have been attributed for Scheduled Castes Sub-Plan and Tribal Sub-Plan respectively.
- Each department shall ensure transparency and accountability at all levels in the implementation of Scheduled Castes Sub-Plan and Tribal Sub-Plan schemes
- Each department shall, host the documents, as may be prescribed, in public domain
- The detailed gap analysis and the area wise requirement need to be assessed and analyzed
- The District Monitoring Committees will be constituted in each district with the District Collector as its Chairman, These committees will be responsible for implementation of the Scheduled Castes Sub-Plan/Tribal Sub-Plan in the district.
- The District Planning Committees of each district shall review the implementation of Scheduled Castes Sub-Plan/Tribal Sub-Plan periodically.

- Each department shall ensure transparency and accountability at all levels in the implementation of Scheduled Castes Sub-Plan and Tribal Sub-Plan schemes.

---

## TRIBAL WELFARE

Tribal Welfare department was established in 1962 to assist tribal population in education, economic development and other programs. The tribal population of Andhra Pradesh according to 2001 Census is 50.24 Lakh constituting about 6.59% of the total population of the State. The Scheduled areas extends over 31,485.34 sq.kms which is about 11% of total area of the State with 5,948 villages spread in Srikakulam, Vizianagaram, Visakhapatnam, East Godavari, West Godavari, Khammam, Warangal, Adilabad and Mahabubnagar districts. There are 35 ST communities living in the State. Of the 50.24 Lakh tribal population, 30.47 Lakh are found in the above mentioned 9 districts. The remaining tribal population of 19.77 Lakh is distributed in other districts. While the General Literacy rate in the State is 60.5 as per 2001 Census, the ST literacy rate is 37.04. The Government has accorded high priority for accelerated development of tribals by implementing socio economic development programs. Major focus is on education, health and land based schemes.

### Achievements during 2012-13 Ashram Schools and Hostels

Tribal Welfare Department is maintaining 599 Ashram schools with a strength of 1,44,720 ST students; 442 Hostels with a strength of 68,570; 4,317 Government Primary Schools with a strength of 90,289; and 269 Post-matric hostels with a boarder strength of 45,730 ST students. 86% of students ST passed in the SSC exams held in March, 2012.

### Gurukulam

Gurukulam (APTWREIS) runs 284 institutions with a student strength of 87,440. 94.32% of the students in TW Residential Schools passed in SSC public examinations held in March, 2012. IIT entrance state level coaching centre started at Hyderabad.

### Pre Matric Scholarships

5,788 ST students studying in 121 reputed schools under Best Available Schools Scheme are receiving Pre-Matric

Scholarships ranging from Rs.8,800/- to Rs.20,000/- per annum per boarder. ST students are sponsored for admission into Hyderabad Public Schools (HPS) to get quality education during this year also. 259 ST students are studying in Hyderabad Public Schools and receiving quality education in 2012-13.

### Post Matric Scholarships

Scholarships worth Rs. 93.82 cr. were sanctioned to ST students upto September, 2012 in 2012-13.

### Punadi

Punadi was introduced in all tribal welfare schools covering 250000 students in class 3rd to 9th for strengthening the academic foundation of ST students. Its main objective is to improve basic competencies of ST students in reading, writing and arithmetic by testing all students on 36 competencies.

### QuEST

QuEST is a unique initiative that aims to attain subject specific, class specific competencies. Academic measures like reforming school time table, having all classes of 90 minute duration, with first 45 minutes for teacher instruction based on teacher hand books called Deepika, and second 45 minutes kept for students practice using Abhyasika under supervision are introduced under this program. 2 lakh students and 14,000 teachers were covered under this program. 60 books were prepared by 250 Tribal Welfare teachers under SCERT supervision.

### Bhavita

Bhavita is a mass contact initiative aimed at counseling, assessing and preparing individual employment plans for ST youth. The initiative includes preparation of data base and bio data of all ST youth, a 3 day residential program for 150 STs per program run in 3 parallel batches of 50 each. 1,464 ST youth were covered so far out of the target of 12,000 in 2012-13.

### Economic Support Schemes

TRICOR has prepared an action plan with an out lay of Rs.158.85 cr. to benefit 29,044 ST beneficiaries under economic support schemes including training and employment generation programs in 2012-13. An amount of Rs.52.45 cr. was spent covering 14,449 ST beneficiaries up to Feb,13.

### Subsidy

The subsidy was increased from Rs.10,000/- to Rs.30,000/- from 2009-10 onwards. It will be limited to 50% of the total unit cost or Rs.30,000/- whichever is less. Units costing more than Rs.10.00 Lakh will be assisted by specialized agencies under Industries and Commerce department.

### Tribal Welfare – NREGS Convergence

- Special projects have been sanctioned under MG-NREGS convergence for infrastructure development (Roads, Minor Irrigation structures and Buildings) as well as livelihood strengthening (RoFR land development and horticulture) with a total outlay of Rs. 998.93 cr.
- A special Food Security Project was started in Chenchu PTG area in convergence with MGNREGS.
- Coffee Project: Coffee and Pepper plantation was taken up in 7,688 acres, and Silver Oak in 18,809 acres at an expenditure of Rs.823.51 Lakh by ITDA Paderu, Visakhapatnam district.
- Various horticulture plantations were taken up in 52870 acres (including Coffee and Silver Oak) under NREGS by providing 100% assistance in ITDAs. An amount of Rs.15.97 cr was incurred for this.

### Recognition of Forest Rights Act, 2006

A total of 3,30,479 claims were received covering 19,66,658 acres, and 1,67,797 certificates of titles issued covering 14,51,223 acres upto Sep,2012.

### Girijan Co-operative Corporation

The activity wise performance upto September, 2012 is shown in Table 8.29.

**Table 8.29 : Performance of GCC during 2011-12**

(Rs. Lakh)

Activity	Annual Target	Achievement
MFP & AP procurement	2315.00	836.37
Sales of ECs	5385.07	2829.84
Sales of other DRs	14953.00	7634.22
Credit Disbursement	268.00	159.12
Credit Recovery	353.29	76.49
RMD Sales	1850.00	591.77
<b>Total</b>	<b>25124.36</b>	<b>12127.81</b>

Source: Tribal Welfare Department

## Mini Hydel Projects

3 Mini Hydel Power Projects were taken up at Vetamamidi, Pinjarikonda and Mitlapalem in ITDA R.C.Varam and East Godavari Districts. The Vetamamidi project has been commissioned and the other two projects are at various levels of progress.

## Infrastructure

- Buildings for School Complexes schemes, construction of 27 Youth Training Centers were sanctioned, of which 22 works are under progress and the remaining 5 at tender stage under IAP/ACA/CSS/.
- Construction of 41 Post Matric Hostels were sanctioned under IAP/RIAD(NSP)/CSS/Buildings for School complexes schemes, of which 27 works are in progress, 12 works at tendering stage and 2 works entrusted to Panchayat Raj department.
- 40 rural road works were sanctioned with an outlay of Rs.52.17 cr. under NABARD (RIDF) XVIII whose works are under entrustment stage.
- Construction of 71 TW Ashram Upper Primary Schools and High Schools were sanctioned, of which 60 works are in progress and 11 works are at entrustment stage under Rupanthar program.
- Additional infrastructure works in 90 Residential Schools / Ashram Schools were sanctioned with an outlay of Rs.75.33 cr. under NABARD (RIDF) XVIII with the works being under entrustment stage.
- 2,323 additional class rooms in TW Ashram Schools were sanctioned with an outlay of Rs.123.12 cr. under SSA and the works are in tendering stage.

## Land Transfer Regulations

544 cases were detected, 352 cases disposed and 249 cases decided in favour of STs during the year 2012-13 (upto Sep, 2012).

## Dr. Y.S.Rajashekar Reddy Study Circle

A Study Circle cum Pre-Examination-training centre was sanctioned by the Government in September, 2009 and is functioning to cater to the training needs of educated tribal youth in the State with a sanctioned strength of 100 seats. Of these 75 seats are for STs, 15 for SCs & 10 are for BCs, with 1/3 seats in each category earmarked for girls. Selection of candidates for coaching for Civils Prelims 2013 is also under process.

## MINORITIES WELFARE

India is a vast nation with many religions and ways of life. As a secular country, the Government's endeavour has always been to ensure progress to all population, including the Minorities. Several schemes and policies have been put in place to ensure up-liftment of Minorities under the aegis of the Minorities Finance Corporation. Development of Minorities requires attention from several angles. As per 2001 census, the population of Minorities in our State was around 82.00 Lakh, which constitutes over 11% of the total population of the State. The minority population is mostly urban-based. A large segment of the Minority population is below poverty line. The share of Minorities in different economic support schemes has also been very low. Minorities in general and their women counterparts in particular, have been particularly backward, both educationally and economically. Key problems and government interventions of minorities are attempted in the following areas:

- Economic Development
- Womens Development
- Educational Development
- Protection and Development of Wakf Properties
- Protection and Development of Urdu Language
- Social & Cultural Development; and
- Removing the sense of discrimination.

### A. P. State Minorities Commission:

The Andhra Pradesh State Minorities Commission was constituted in 1979. Subsequently, it was enacted as the A.P. State Minorities Commission Act, 1998. The Minorities Commission looks into specific issues in the area of social equity and addressing complaints of discrimination faced by Minority Community.

### A. P. State Minorities Finance Corporation Ltd

The Andhra Pradesh State Minorities Finance Corporation Limited encourages the socio economic development of weaker sections of minorities viz., Muslims, Christians, Sikhs, Buddhists, Jains and Parsis. Assistance is provided through banks for which the corporation provides subsidy for a few schemes like economic assistance for setting up business, industry, service, agriculture and allied viable activities and grant in aid for welfare schemes.

The Government of A.P. provided

- Subsidy grant for bankable schemes to 4625 beneficiaries with a subsidy of Rs. 1156.25 Lakh.
- Pre & post matric scholarships & fee reimbursement to cover spill over cases of 1,44,478 students of 2011-12 and released Rs. 18,342.49 Lakh for 2012-13 (Upto Sept'12). An amount of Rs. 14609.51 Lakh was utilized out of this.
- The corporation provided Rs.377.20 Lakh towards maintenance of Pre & Post Matric Hostels & Residential Schools for Minorities.
- Government has introduced an innovative scheme of Mass Marriages for poor below poverty line Muslim Girls. The corporation performed 215 mass marriages at an expenditure of Rs. 45.10 Lakh upto Sept'12.

## **A. P. State Christian (Minorities) Finance Corporation Ltd**

Corporation aims to advance welfare and development of poor Christians in the State and focus on issues faced by them in a time bound manner by co-ordinating with all Ministries of the Government. The Corporation initiated various activities especially in the areas of education and employment since its inception.

### **Provision of Scholarships**

Scholarships are provided to students of Class VI to X, Intermediate, Graduation, Post Graduation, M.Phil, Ph.D., diploma courses like Polytechnic, Nursing, and studying professional courses like M.B.B.S., Engineering, M.B.A., M.C.A., etc. The Corporation provided scholarship amount of Rs. 8.64 crore to 4643 pre-matric and post matric students during 2011-12.

### **Employment Generation Activities**

The Corporation provided financial assistance to unemployed youth to undergo job oriented trainings to help them get employment. 137 unemployed candidates were provided training and placement in IT, Apparel, Hospitality, Child Care etc., with an expenditure of Rs.15.35 Lakh in 2011-12. The Corporation provided free coaching for Competitive Exams for eligible Christian candidates to aid Christian candidates succeed in competitive examinations. Financial assistance was also provided as coaching fees, study material and employment information. The corporation provided

free coaching to 419 candidates on various competitive exams with a financial assistance of Rs.31.47 Lakh under free coaching for competitive examinations schemes during the period from 2009-10 to 2011-12.

Awareness programmes at District / Divisional levels were organized to enhance awareness among youth about Government schemes and opportunities in private and self employment sectors.

More than 10000 youth registered their names with the corporation by sending their CVs and get employment information regularly over SMS, Email or post. Employment notifications and applications are sent to the candidates to help them get government/ public / private sector jobs.

The Corporation has established a career guidance cell and is collaborating with various industries for providing placements.

### **Christian Mass Marriages**

The Corporation is implementing mass marriages schemes to conduct marriages of poor below poverty line Christian Girls. Each couple was granted aid of Rs. 25,000/ under the scheme. This amount is spent on purchase of items needed for marriage. 579 poor Christian youth were provided articles worth Rs. 92.00 Lakh during mass marriages all over the State in the last three years.

Since many years Church Managements in A.P. have established hundreds of schools, hospitals, orphanages, old age homes, community halts, etc..However due to lack of own and external resources many such institutions have reduced or stopped their services. In order to revive and strengthen these age old institutions the Government has sanctioned budget to the Corporation to support these institutions. The Government released an amount of Rs. 2045.00 Lakh towards financial assistance to church run welfare institutions to support health, education, senior citizens, orphans, youth development activities in the last three years.

### **Centre for Educational Development of Minorities**

The Centre is implementing the following three state government sponsored major projects.

A An integrated project on improving classroom performance of minority school children:

- Provides special free coaching in core subjects of Mathematics, Physical Sciences, Biology, English and Telugu / Social Studies to X class Urdu / Telugu medium minority students at 55 centres in 17 districts of Andhra Pradesh. Beneficiaries: 2993.
- Provides free workbooks and question banks to X class Urdu medium coaching and non-coaching students in all districts. Beneficiaries: 7000.
- The pass percentage of coaching students in SSC-2012 was 82% compared to the the state pass percentage of 76%.

B. A comprehensive project for improving participation and performance of minority candidates in competitive entrance examinations:

- Free Coaching and study material to students seeking admission to courses like CEEP, EAMCET, DIET-CET, ICET, EdCET, etc. Beneficiaries: 2504
- Provides free books and study materials to candidates availing coaching.

C. Chamak Scheme: Free coaching to minorities for job oriented competitive examinations

- Provides free coaching to job-oriented competitive examinations like. UPSC Civil Services (Prelims), APPSC Group I, II & IV examinations, NET, DSC, APTET, Police recruitment, Banking services, etc. Beneficiaries: 3811
- Provides free coaching in Language Communication and Key Skills
- Provides free books and study materials to candidates availing coaching.

An amount of Rs.200.00 Lakh has been sanctioned for implementation of the above schemes for the year 2012-13.

## A.P. State Haj Committee

Haj Committee is constituted for making arrangements for the Haj.pilgrimage of Muslims. The A.P. State Haj Committee makes smooth arrangements for Muslims Haj pilgrims right from the processing of Haj application forms, to returning from Saudi Arabia. It imparts Haj training, arranges Meningitis Vaccine, provides Haj Guide books in Urdu and Telugu, makes arrangements

for the departure and arrival at Haj Camp Embarkation Point etc., from the point of exit to Saudi Arabia and other activities for the benefit of Haj Pilgrims. An amount of Rs.1.00 crore was provided as grant-in-aid to the Committee during the year 2012-13. 7,967 pilgrims performed Haj during the year 2012.

## Andhra Pradesh State Wakf Board

Government sanctioned Rs. 74.47 Crore for Wakf Board from 1995-96 to 2010-2011, for various schemes like repairs and maintenance of Wakf institutions, revolving funds for construction of shopping complexes, grant-in-aid towards payment of legal expenses and repayment of loans, construction and maintenance of Haj House, conduct of marriages of poor Muslim girls, maintenance assistance to Muslim divorced families etc. An amount of Rs. 180.00 Lakh was provided to Wakf Board for implementation of these schemes in 2012-13.

## Survey of Wakfs

A second survey of wakf properties was completed in all Districts except few mandals. 71,642 Wakf institutions with an extend of Ac 1.67 Lakh inclusive of all earlier notified Wakf properties were identified since commencement of the scheme till this date. The computerization of basic data of the second survey in prescribed proforma was completed in 13 Districts. Computerization of the data of the remaining 10 Districts is in progress. An expenditure of Rs. 512.12 Lakh was incurred since 2001 to this date against the allotted Grant in Aid budget. An amount of Rs. 50.00 Lakh was provided for 2012-13.

## Urdu Academy

Urdu Academy is an autonomous body meant for the promotion & protection of Urdu language & literature. The following three schemes were implemented by the academy.

A. Preserving / Promotion Urdu Language:

Under this scheme the Urdu Academy provides financial assistance to Urdu libraries, manuscripts, periodicals, organizations, writers & journalists, awards on printed books, awards to eminent personalities in various fields, and publication of Urdu journals, (quami zaban monthly) on annual basis.

B. Vocational Training in Urdu Computer Education:

Under this Scheme the Urdu Academy is running

84 Computer Training Centres & 70 Urdu Libraries throughout the state. The Computer Centers have been recognized by A.P. State Board of Technical Education. The duration of the course is 6 months and the intake capacity of each computer centre is (96) Students. Beneficiaries are selected through entrance test which is conducted by the Academy. 7800 candidates per annum benefited under these schemes. The Academy imparts training free of cost to eligible candidates. Many trained candidates were employed abroad or in the country, or have set-up their own Training Institutes for earning their livelihood.

#### C. Generating Awareness about Plan Schemes:

Urdu Academy provides financial aid to Small Urdu News Papers, Magazines, Journals, Weeklies, etc for propagation of schemes implemented by the government. An amount of Rs.5.00 Lakh was provided in BE and Rs.2.50 Lakh released in 2012-13. Urdu Academy has provided financial aid to the 167 Small Urdu Newspapers.

#### Construction of Urdu Ghar cum Shadikhanas

Urdu Academy also releases funds to District Collectors as per Government Orders issued from time to time for construction / Completion of Ghar-cum-Shadikhanas at various places. The Government released Rs.9.00 Lakh for 5 Urdu Ghar-cum-Shadikhanas in 2012-2013.

#### Dairatul - Maarif - Il Osmania

The Dairatul Maarifil Osmania is a research institute dealing with publication of rare classical manuscripts. The Government extends financial assistance for payment of salaries to employees and for other contingent expenditure for publication of these books. The institute published 6 books in 2012-13 up to December 2012.

#### Construction of New Haj House

The Government has sanctioned Rs.12.00 Crore for construction of a New Haj House near Shamshabad Airport. The A.P. State Wakf Board has been directed to allot 10 acres of land to the Haj Committee for construction of the New Haj House.

---

## YOUTH SERVICES

Making optimum use of the demographic dividend through Skill Development for youth is identified as the

core agenda for the 12th Plan. Youth Welfare schemes are implemented in accordance with the aspirations and needs of the youth. The schemes are categorized as a) providing self employment to un-employed youth, b) training to provide employment and c) other participatory programmes. Rajiv Yuvasakthi Programme is implemented to provide financial assistance, create self employment opportunities for eligible unemployed youth, and establish self employment units in Industry, Service and Business Sectors. Suitable Training programmes are designed and given as per the market demand, needs of the youth and in association with the Industry to make them employable.

#### Youth Welfare Activities

The Department of Youth Services conducts youth welfare programmes / activities to utilize youth energies in combating social evils, encourage them to participate in various developmental programmes and publicize Government programmes for the welfare of the people living in villages. It aims to inculcate the spirit of oneness and utilize youth energies for nation building implement suitable programmes/schemes for overall development of youth in economic, social, sports and cultural advancement.

The Department released funds to conduct on-going youth welfare programmes like blood donation camps, medical and health checkup camps, tree plantation, celebration of important national /international days, youth exchange programmes etc. in 2011-12. District Youth Festivals were conducted in all the Districts and State Youth Festivals were conducted at Vijayawada and Nizamabad. The 1st prize winners were sent to participate in National Youth Festival held at Mangalore, Karnataka from 12th to 16th January, 2012. The state bagged three awards at the National Level in Kuchipudi, Veena and one act play.

The Department released funds to conduct different youth welfare programmes as per the calendar of events every month and also to conduct “Yuva Chaitanya Sadassulu” through coordination of Nehru Yuva Kendras in 2012-13 (up to Nov12). Other programmes includes conduct of Youth Festivals at District level and State level and participation in the National Youth Festival. Inter-District Youth Exchange Programmes are planned in such a way that it creates awareness among youth about customs, traditions, places of historical importance etc., of other districts among contestants.

## Rajiv Yuvasakthi Programme

Rajiv Yuvasakthi Programme provides financial assistance to create self-employment opportunities to eligible unemployed youth to establish Self Employment Units in Industry, Service and Business Sectors. It is proposed to assist 9000 beneficiaries with an outlay of Rs.90.00 crore, out of which Rs.27.00 crore was subsidy and Rs.63.00 Crore bank loan during 2012-13. Sanctions were accorded to 6945 units with a subsidy of Rs.17.49 crore, Bank loan of Rs.37.42 crore, Beneficiary contribution of 0.84 crore and project cost of Rs.55.75 crore. 83 units are grounded upto November,2012 with a subsidy of Rs.0.24 crore and Bank loan of Rs.0.51 crore, Beneficiary contribution of 0.03 and project cost of Rs.0.78 crore. Achievements under Rajiv Yuvasakthi Programme are given in Annexure 8.11

---

## HOUSING

Andhra Pradesh has been the pioneer in implementing “Housing for all” that purposes to further the objectives of National housing policy of “Shelter for all” and is committed to make “Housing for all” a reality. The key principles followed for implementing the housing program are:

- Providing affordable housing with adequate amenities and healthy environment for economically weaker sections.
- Complementing construction of housing with provision of basic services to ensure clean and comfortable cities and towns.

The pioneering efforts of the State Housing Corporation Limited (APSHCL) motivated and educated beneficiaries to eliminate exploitation by middlemen, reduced cost of construction by encouraging adoption of cost-effective and eco-friendly technologies, and helped in capacity building and utilization of human resources from rural and urban poor.

APSHCL encourages production and usage of cost effective and eco friendly materials by beneficiaries to meet the demand of building materials and also minimize cost of construction. 89 Nirmithi Kendras/ Sub Nirmithi Kendras were established all over the State for spreading awarness about the use of such materials and technologies. About Rs.413.29 crore worth building components such as sand cement blocks, fal-G Blocks, pre-cast door & window frames, cement Jallies, RCC

rafters etc., have been produced and utilized for the housing program taken up by the corporation so far.

## Weaker Section Housing Program

1,05,82,211 houses have been completed comprising 97,30,333 in rural areas and 8,51,878 in urban areas under weaker section housing program, since its inception till the end of 31st March 2012. 2,03,475 houses were completed, of which 1,90,927 are in rural areas and 12,548 in urban areas in 2012-13 (upto September, 2012). Year wise achievements are given in Annexure 8.12.

## Rajiv Swagruha

Government launched the “Rajiv Swagruha” housing programme in 2007 for providing affordable housing to moderate income group in all municipalities and municipal corporations in the State. The main object of Rajiv Swagruha programme is to make available houses / flats to moderate income group at 25% less cost than the prevailing market rate with best quality of construction and other infrastructure facilities.

## Salient Features of the Scheme

- Demand driven
- Self-financed Scheme
- No Subsidy and
- No budgetary support by the Government

Demand survey conducted in March – April 2007 got a total of 1.76 Lakh applications. The net demand arrived at was 1,74,748. It was targeted to ground these houses / flats. Government established a special purpose vehicle namely A.P. Rajiv Swagruha Corporation Limited for implementing the scheme.

## Type of Houses / Flats

Multi-storied constructions are taken up in municipal corporations and independent houses in other municipalities for developing the Integrated Townships. The Pattern of constructions are Ground plus five to Ground plus twenty and Independent houses.

## Townships Grounded / Progress

The construction of townships at 24 project sites in the State covering 46,833 units with project cost of Rs.8,326



Crore are under progress. Construction of these houses will be taken up in phases. Construction of 16,684 units with a project cost of Rs.2,833 Crore has been taken up in the first phase. Out of 24 projects, the construction of “Aarambh Township” at Chandanagar, RR district with total 1140 Flats (900-double bed room, 240-single bed room) has been completed. Allottees have started living in the township and registration of 791 flats was completed. 1054 flats were completed which include 100 flats for senior citizens and 173 flats registered out of 2970 Flats in “Sahabhavana Township” at Bandlaguda, Ranga Reddy District. 534 Flats were completed and 55 flats registered out of 2604 Flats, in Sadbhavana Township at Pocharam, Ranga Reddy District. 1019 flats registrations were completed in the above 3 projects up to September,2012.

### Andhra Pradesh Housing Board

The main objective of the board is to provide housing accommodation to the needy citizens at an affordable price. The board has constructed 1,05,088 houses from July,1960 to March 2012.

---

## RURAL WATER SUPPLY

The Government is determined to solve drinking water problem in rural areas and also aims to provide:

- Delivery of adequate, safe and potable drinking water to all rural people.
- Supply of safe water to fluoride, brackish and other polluted habitations.
- Upgradation of all habitations to fully covered status.
- Special focus on sustainability of sources/ schemes
- Proper sanitation facilities to all habitations.

Various State and Central Government programmes such as NRDWP, DDP, TFC, Rajiv Pallebata and other external agencies provide the funds for implementing schemes/works for providing drinking water and sanitation facilities to habitations. Funds are also being tapped in the form of loans from NABARD, HUDCO & World Bank.

### Achievements

6,183 habitations were covered by spending an amount of Rs. 783.66 Crore in 2011-12.

### Rural Water Supply Infrastructure Created

There are 3,43,376 Hand pumps, 57,038 PWS Schemes and 547 CPWS Schemes (including SSP Schemes) existing as on 01.04.2012.

### RWS Ongoing Programme 2012-13

2342 (1960 SVS+382 MVS) works were taken up at a cost of Rs. 2520.23 crore to cover 12,139 habitations in 2012-13. Rs.447.00 Crore was spent covering 1947 habitations upto November 2012 and the balance works are in progress.

### World Bank Assistance Programme

A projet with an outlay of Rs.864.00 crore has been sanctioned for 5 years in 6 districts. It is proposed to provide drinking water facilities in quality affected, not covered and partially covered habitations with World Bank Assistance. It is proposed to cover 679 habitations under batch-I, 1030 habitations in batch II and 819 habitations in batch III in Visakhapatnam, Prakasam, Kadapa, Mahabubnagar, Karimnagar and Adilabad districts. An amount of Rs. 115.00 crore was allocated and an expenditure of Rs.28.00 crore incurred up to Nov.12 in 2012-13.

### Nirmal Bharath Abhiyan

Total Sanitation Campaign (TSC) has now renamed as Nirmal Bharath Abhiyan (NBA) from 1st April 2012. Projects were sanctioned in 22 districts in the State in a phased manner from 1999-2000 to 2003 by Government of India with matching share from State Government, beneficiaries and panchayats. The Programme is sanctioned with a target of 1,02,65,917 Individual household Latrines (IHHLs) to be constructed in rural areas for BPL families. 1,15,908 School toilets and 14,990 Anganwadi toilets; against which, 81,71,542 IHHLs, 1,12,588 School toilets, and 8,073 Anganwadi toilets have been constructed up to November, 2012.

6,54,282 IHHLs, 7,308 School toilets, and 1,048 Anganwadi toilets have been constructed in 2011-12.

Nirmal Bharath Abhiyan (NBA) emphasizes Information, Education and Communication (IEC), human resources development, and capacity development activities to increase awareness and demand generation for sanitation facilities. State Government has taken up a massive programme by providing matching share for the amounts released by the Government of India.

1,92,900 individual house hold latrines, 2,254 school toilets and 656 Anganwadi toilets were constructed as against the targeted 7,02,637 individual house hold latrines, 5,753 school toilets and 2,697 Anganwadi toilets in 2012-13 (upto Nov,12).

## **PUBLIC HEALTH AND MUNICIPAL ENGINEERING**

Public Health & Municipal Engineering Department was constituted in June, 1960 by amalgamating the following services.

1. Local Government Service of Ex-Hyderabad Government (Which included District Water Works)
2. Andhra Municipal Engineering Service
3. Sanitary Engineering Branch of P.W.D

### **Urban Water Supply and Sanitation**

The Department is incharge of investigation, design, preparation of estimates and plans and execution of water supply and sewerage schemes in all the 152 municipalities and 15 Municipal Corporations including 46 Nagara panchayats (excluding Greater Hyderabad Municipal Corporation, Vijayawada Municipal Corporation and Greater Visakhapatnam Municipal Corporation).

Water Supply Improvements Schemes are being taken up in Urban Local bodies from time to time to improve per capita water supply on par with National Standards. In addition to the above, the technical control over all Engineering Works in 152 Municipalities and 15 Municipal Corporations is done by Engineer-in-Chief (PH). The operation and maintenance of Water Supply & Sewerage Schemes is being attended by the respective Municipalities and Municipal Corporations.

### **Status of Water Supply**

As per the standards stipulated in Central Public Health Engineering Environmental Organization (CPHEEO) manual, the rate of drinking water supply to be maintained is as follows:

- Town with Under ground drainage - 135 Liters Per Capita per Day (LPCD)
- Town without Under ground drainage – 70 LPCD

The State Government gives top priority to provide clean drinking water to all urban local bodies by strengthening existing infrastructure and service levels. 58 water supply schemes with an estimated cost of Rs.1301.37 Crore were completed adding 500.89 MLD of water, raising the installed capacity from 1,229.24 MLD to 1730.13 MLD and thereby increasing the average water supply from 63 LPCD to 85 LPCD in the 11th Five year plan period 2007-12.

The normal daily water supply in various Urban Local Bodies varies from 40 LPCD to 150 LPCD and the water supply is regulated as detailed below.

Daily 92 ULBs

Alternate Days 58 ULBs

Once in three days 17 ULBs

- 50,038 bore wells are functioning out of the existing 52,369 bore wells (Power and Hand bores) in 167 urban local bodies,
- At Present, 619 tankers make 4,344 trips per day to un-served areas in 167 Urban Local Bodies.

### **Jawaharlal Nehru National Urban Renewal Mission**

Government of India launched the JNNURM in 2005-06 with a budgetary provision of Rs.50,000 Crore for a period of seven years. The mission will cover 65 cities/urban agglomerations. The mission aims to encourage reform and fast track infrastructure development.

### **Schemes Under Implementation**

#### **A. Urban Infrastructure Development Scheme for Small and Medium Towns**

Is a component of JNNURM Programme launched to provide Urban Infrastructure in Water Supply, Under Ground Drainage, Storm Water Drains, Solid Waste Management and Transportation in Non-mission Urban local bodies (ULB's) in a planned manner.

The scheme applies to all ULB's in A.P. excluding mission cities like Hyderabad, Vijayawada and Visakhapatnam and Tirupathi. The funding pattern is in the ratio of 80:10:10 between Government of India, Government of Andhra Pradesh and ULB.

84 projects costing Rs.2,968.66 Crs were sanctioned

covering 72 ULBs upto Sep.2012. Out of which, 62 are in the water sector costing Rs.2185.15 Crore; 8 under sewerage sector costing Rs.448.13 Crore; 9 under storm water costing Rs.204.51 Crore; 4 under roads costing Rs.127.00 Crore and 1 under Solid Waste Management costing Rs.3.87 Crore. Out of these 84 projects, 46 Projects of water supply and 6 Projects of Storm Water Drainage and 3 projects of road were completed and the remaining projects are in progress.

## **B. Integrated Housing Slum Development Program**

Is mainly aimed to improve infrastructure facilities in slum areas. 30 projects costing Rs.409.87 Crore were sanctioned covering 30 ULB's. The funding pattern is 80:10:10 between Central Government, State Government and ULB.

An amount of Rs.268.84 Crore was released towards Central and State share. 7 projects are completed and 23 projects under progress, which are to be completed by March, 2013.

## **C. Urban Infrastructure and Governance**

Three schemes have been sanctioned under the UI&G. 2 in storm water drains sector costing Rs.77.04 Crore and 1 in underground drainage costing Rs.19.00 Crore. All the schemes are under progress and likely to be completed by March, 2013.

## **D. Urban Infrastructure Development in Satellite Towns**

The Vikarabad Municipality was selected as satellite town to Hyderabad due to its citizen friendly and pro-poor approach under the Centrally Sponsored Scheme for Urban Infrastructure Development in Satellite Towns (CSSUIDST) of the Seven Mega cities of India.

One scheme under UIDST was sanctioned at Vikarabad with estimated cost of Rs.191.26 Crore by the Government of India. Water supply costing Rs.104.13 Crore and under ground drainage costing Rs.87.13 Crore are taken up and are to be completed by December, 2013.

### **Plan Grant**

25 Projects were taken up with Plan grants (22 WS, 1 UGD, 1 SWD, 1 - Traffic and Transportation) during 2007-12 at a cost of Rs.341.05 Crore to add 70.55

MLD. Out of these, 18 water supply schemes have been completed and the balance schemes in progress.

## **Under Ground Drainage Schemes**

Presently only one town, Tirupathi is fully covered with under ground drainage system in the ongoing schemes. Eluru, Rajamundry, Guntur, Nellore Tenali and Tadipatri are covered about 10% to 20%. Works of under ground drainage system are in progress at Pulivendula town.

## **Housing and Urban Development Corporation Grant**

18 schemes are under progress with HUDCO loan (17 WS & 1 UGD) at a cost of Rs.631.79 Crore. Out of these, 7 water supply schemes and 1 UGD are completed and the balance schemes are in progress.

## **AP Projects**

State Level Steering Committee cleared 15 schemes to pose under JnNURM-UIDSSMT. But GOI has not sanctioned these schemes as the funds provided for Andhra Pradesh under JnNURM have been exhausted. Government of AP decided to meet the expenditure of these projects from Plan funds.

Out of the 15 projects, 9 are in water sector costing Rs.317.32 Crore, 3 in Sewerage sector costing Rs.171.74 Crore and 3 in Storm Water costing Rs.124.58 Crore. Out of these, 3 water supply schemes have been completed and the balance schemes are in progress.

## **Achievement for 2012-2013**

18 Water Supply Schemes costing Rs.603.27 Crore have been completed duly adding 184.71 MLD of water in 2012-13 upto Sept, 2012.

## **By end of the Year 2012-13**

1. 16 water supply schemes are programmed for completion and commissioning under Plan, UIDSSMT and HUDCO grants, duly adding 150.23 MLD of water at a cost of Rs.730.32 Crore.
2. 23 projects costing Rs.339.49 Crore under Integrated Housing Slum Development Project are aimed to be completed to develop Urban Slums.
3. 3 projects costing Rs 113.06 Crore are aimed to be

completed under Storm Water Drainage Sector.

4. 2 Under Ground Drainage projects costing Rs 33.64 Crore are aimed to be completed.
5. 2 Road projects (UIDSSMT & PLAN) costing Rs.69.41 Crore are aimed to be completed.

By March 2013, 10 water supply schemes costing Rs 456.14 crore under UIDSSMT, 4 water supply schemes costing Rs 271.27 crore under HUDCO and 2 water supply schemes costing Rs 2.91 crore are targeted to be completed, duly adding 150.23 MLD. By completing all the above said schemes, the installed capacity will be raised from 1914.84 MLD to 2065.07 MLD and thereby the average water supply will be raised from 85 LPCD to 100 LPCD.

Balance 38 schemes under UIDSSMT, UIDST, AP Projects, HUDCO and plan are programmed for completion by the end of December, 2013.

During XI Five Year Plan, 58 water supply schemes were completed with Rs.1301 crore and 501 MLD added. Out of 58 schemes 12 were plan and 18 were HUDCO and the remaining 35 were UIDSSMT schemes.

---

## MUNICIPAL ADMINISTRATION

### Urban Sanitation – Door to Door Garbage Collection

There are 170 Urban Local Bodies i.e., 19 Corporations, 113 Municipalities and 38 Nagarapanchayaths in the State (47 Municipalities / Nagarapanchayaths are newly constituted). The total Garbage Generation in the State is 13,358 TPD (Tons per day). Waste lifted is 12,677 TPD or to the tune of 95%. About 92% of the 32,50,857 households are covered under door to door collection of waste (except GHMC and newly constituted ULBs). The drains length cleaned is 21,390.01 Kms against the 23,448.64 Kms. The length of road swept is 19,375 Kms against total roads of 20,550 Kms (94%) except GHMC and newly constituted ULBs.

### Municipal Solid Waste Management

The 12th Finance Commission has recommended an allocation of Rs.374.00 crore to the State during the years 2005-10. The Government of Andhra Pradesh has taken a decision to utilize the entire amount for implementation of Solid Waste Management in the ULBs and an amount

of Rs. 374.58 crore (including interest amount Rs.58.00 Lakh) was released to the ULBs so far and the same has been utilised by the ULBs. The TFC amount is utilised for procurement of vehicles for primary collection, secondary collection, transportation, development of compost yards, construction of sheds, development of infrastructure facilities in compost yards, water facilities and power connection etc., for processing and disposal of waste. The Government decided to utilize TFC grants for aquisition of land where government land is not available for compost yard in ULBs. Instructions were issued to Municipal Commissioners to purchase land where no / inadequate land is available for composting as per norms.

### Waste to Energy Projects

All Urban Local Bodies are grouped into 19 clusters for management of Municipal Solid Waste in Urban Local Bodies. Approvals have been accorded to 5 Waste to Energy Projects covering 67 ULBs. 5 projects have been permitted to utilize waste generated in 67 ULBs. Project operations have been strated in one project, which has started processing waste and power generation and the remaining projects are in different stages of completion.

### Rajiv Nagara Bata Programme

The Government of Andhra Pradesh has launched an innovative programme called “Rajiv Nagara Bata Programme (RNBP) in January, 2005 in all the Urban Local Bodies with the following objectives:

- Provision of adequate water, drainage system, street lighting, roads etc., with an emphasis on basic infrastructure in areas inhabited by the poor
- Providing minimum infrastructure in community and religious institutions like temples mosques, churches etc.,

340 assurances came up at a cost of Rs.4169.83 crore out of which 281 assurances were redressed with an amount of Rs.375.56 crore; 55 assurances are under progress with an amount of Rs.3793.35 crore; and the remaining 4 assurances are under process with an amount of Rs.92.00 Lakh under the programme.

### INDIRAMMA Programme

The State Government has announced a scheme for Integrated Novel Development in Rural Areas and Model Municipal Areas called “INDIRAMMA”.

The scheme is aimed to develop all wards in the Municipal Area over a period of three years by saturating them with identified basic infrastructure facilities and welfare measures in a focused and time bound manner.

### **Pensions under Indiramma Programme**

Old people, widows, weavers and disabled persons are given pensions. 2,19,272 pensioners were given pensions in the 1st Phase, 2,36,318 in the 2nd Phase and 2,38,225 pensioners in the 3rd phase have been assisted under INDIRAMMA programme. 6,93,815 were given pensions in the three phases.

### **13th Finance Commission Grants**

The XIII Finance Commission (2010-2015) divided grants to the Urban Local Bodies into two components – General Basic Grant and General Performance Grant.

Basic Grants can be accessed by all States as per the criteria laid down by the Commission. But the Performance Grant can be accessed only by those states which comply with the following 9 Urban Reform conditions stipulated by the XIII Finance Commission:

1. Introduction of a supplement to budget documents on ULBs & implementation of NMAM Compliant Double Entry Accrual Based Accounting System in all Urban Local Bodies.
2. Putting a audit system in place in all local bodies
3. Establishment of an independent Local Body Ombudsman System
4. Electronic transfer of XIII FC grants to ULBs in 5 days
5. Prescribing qualifications to SFC members through an Act
6. Empowering the ULBs to levy property tax and make necessary amendments to Municipal Acts without hindrance.
7. Constitution of State Property Tax Board.
8. Putting in place Service Level Benchmarks for delivery of essential civic services in all Urban Local Bodies.
9. Putting in place Fire-hazard Response and Mitigation Plan for Million Plus Cities.

### **Fulfilment of 9 Conditions**

All the above 9 Urban Reform Conditions, that have been stipulated by the XIII Finance Commission, have been successfully fulfilled by the State government by March 31st 2011, and therefore now eligible to draw its share of performance Grant from F.Y.2011-12 onwards under XIII Finance Commission.

Andhra Pradesh is the first State to be recommended by GoI for release of its share of Performance Grant for the F.Y.2011-12, for successfully complying with all the Nine Conditions stipulated, during F.Y.2010-11 for the F.Y.2010-11. Further the State has repeated its performance for the F.Y.2011-12 as well and a detailed compliance report submitted to GoI.

### **XIII Finance Commission Admissible Components**

The State Government (MA&UD) keeping in the spirit of the XIII FC Report, has issued separate guidelines for utilization of XIII FC Grants by Urban Local Bodies. As per the orders the following admissible components were issued under which the XIII FC Grant is being utilized by Urban Local Bodies for improvement of Urban Services:

- Solid Waste Management on PPP Mode
- Town Wide Sullage Drains
- Service Level Benchmarking
- Double Entry Accrual Based Accounting System
- Gaps in Water Supply Lines
- Replacement of old water pumpsets
- Improvement of Drinking water Supply
- Gaps in sewer schemes in case of ULBs having comprehensive sewerage schemes
- Street Lighting
- Preparation of Fire Hazard response and Mitigation Plan for Million Plus cities. Rs.456.69 crore were allocated and 288.35 crore released for 2010-11 and 2011-12 for the 123 local bodies in the state under XIII Finance Commission.
- Providing toilets in Municipal Schools including provision of drinking water and adequate water for sanitation.
- Purchase of equipment for collection and transport of garbage by utilizing funds released under 13th Finance Commission Grants in case of newly

constituted Nagar Panchayats / Municipalities and procurement of land for dumpsites and development.

## **Mission for Elimination of Poverty in Municipal Areas - Indira Kranthi Patham**

### **Urban community development network**

The main objective of MEPMA is to organize poor women into SHGs by covering all families living in slums and enable them to become self reliant. There are 30.20 lakh members in 3.02 lakh Women Self Help Groups. A total of 9,339 Slum Level Federations and 105 Town Level Federations and 211 Town level federations came up to Nov, 2012.

1,27,608 lakh persons with disabilities (PWDs) are also organized into 12,308 exclusive SHGs, 139 Town Vikalangula Samakyas (TVSs) and 133 Parents Associations of Persons with Mental Rehabilitation (PAPWMRs) were formed in the State.

### **Rajiv Yuva Kiranalu Skill Training for Employment Promotion among Urban Poor**

The component of SJSRY-STEP-UP, MEPMA is taking up placement linked skill development trainings for improving employability skills and linking them to fast growing private and service sector. The “One Lakh” target set and 61,722 unemployed poor were trained in 2011-12. Under STEP – UP / RYK, MEPMA achieved 44,430 placements. The target for 2012-13 is 75000 and up to Nov 2012, 30,633 unemployed poor youth were under training. Placements process will be started after completion of the training programme

### **Urban Self Employment Programme**

This programme focuses on providing assistance to individual urban poor beneficiaries for setting up gainful self employment ventures and micro enterprises with 25% subsidy with an upper limit of Rs 2.00 Lakh cost per unit. The target for the year 2012-13 was 5770, under this programme of which 4250 USEP unit's loans have been sanctioned up to November 2012.

### **SHGs Bank Linkage**

SHGs-Bank Linkage programme has now made MEPMA one of the premier players in micro financing segment in the state. MEPMA facilitated SHG Bank Linkage worth more than Rs1134.57 crore to 44,750 Self Help Groups in 2012-13 upto November, 12.

### **Pavala Vaddi (Interest Subsidy)**

Under the scheme of Pavala Vaddi, eligible SHGs are given interest subsidy on loans taken by Self Help Groups, to reduce the burden on members and to encourage them repay promptly. An amount of 332.50 crore was received from the State Government towards Pavala Vaddi requirements, out of which Rs. 326.74 crore were credited to the SHG accounts.

Andhra Pradesh Micro Finance Institutions (Regulation of Money Lending) Act, 2011 is in operation in the State for regulation of MFIs, to monitor activities under the above subject. The monitoring cell at state level was constituted. So far, 241 MFIs registered in State.

### **Dr.Y.S.R. Abhaya Hastham (Pension-cum-Insurance Scheme)**

This is a co-contributory pension cum insurance scheme visualized by the State Government for the benefit of SHG women over and above the age of 18 years in urban areas to provide social security after the age of 60 years. 2,24 lakh women, among them 19,053 who crossed the age of 60 years get a pension of Rs 500 every month. 27,189 scholarships to children of SHGs have been awarded in the year 2011-12.

### **Janasri Bhima Yojana**

This programme was launched in Oct, 2010 for uncovered SHG members in YSR Abhayastham. Under this programme, 6.40 lakh were enrolled by covering SHG Members, Rickshaw Pullers, Domestic Workers and self-employed differently abled persons in a phased manner for the year 2012-13. 30,047 students were awarded scholarships under JBY.

### **Street Vendors**

Strengthening and sustainability of livelihoods of Street Vendors (SVs) has been proposed to be implemented in all ULBs in the State as a part of the National policy on urban street vendors. 1,25,306 Street Vendors were profiled. The central bill 2012 is under the process of finalization.

MEMPA has proposed formation of 6000 Common Interest Groups comprising street vendors for the FY 2012-13. So far, 958 Common Interest Groups of street vendors have been formed.

## Swasakthi Brand SHG Products at Exhibition

MEPMA recently facilitated urban SHGs' participation in Regional SARAS Mela at Exhibition Grounds in Hyderabad in collaboration with District Rural Development Authority (DRDA) to encourage market participation.

## Rajiv Awas Yojana

The Government announced a new scheme called "Rajiv Awas Yojana (RAY)" for the slum dwellers and urban poor. This scheme aims at providing central support to States that are willing to assign property rights to slum dwellers. MEPMA is the Nodal Agency to create a Slum-free Andhra Pradesh through implementation of RAY. In this regard the following activities have been initiated

- Slum profiling completed in all 125 ULBs in the state.
- Phasing of 125 cities completed (1st Phase: 28 ULBs, 2nd Phase: 60 and 3rd Phase 37 ULBs).
- GIS based slum mapping commenced in 22 ULBs.
- Socio economic household survey started in 109 ULBs, completed in 18 ULBs and under progress in 91 ULBs.
- AP Slum-Free-State Plan of Action prepared for 25 ULBs with an estimated cost of Rs.4,824.35 Crore for 1st year and Rs.24,567.63 crore for 5 years submitted to GoI.

Under Rajiv Awas Yojana programme for Keshav Nagar Slum, Serilingampalli Circle at GHMC with a total cost of Rs.58.74Crore was approved by GOI. Recently the Central Sanctioning & Monitoring Committee (CSMC) approved the detailed Project Report of Dhall Mill Area Slum in VMC with a total project cost of Rs. 20.13 Crore. Detailed Project Reports of 2 other Pilot slums from GVMC (1) and VMC (1) were approved by the State Level Steering Committee (SLSC) headed by Hon'ble CM and are in appraisal stage with GOI.

---

## HYDERABAD METROPOLITAN DEVELOPMENT AUTHORITY

The Hyderabad Metropolitan Development Authority (HMDA) previously known as HUDA was constituted on 24.8.2008 for planning, co-ordination, supervising, promoting and securing planned development of

the Hyderabad Metropolitan Region. The important development programmes implemented by HMDA are:

## Road Over Bridge at Kukatpally

The construction of RoB on spinal road at Kukatpally near MMTS station was taken up as a 4-lane divided carriageway with 910 mts length and 21.5 mts width at an estimated amount of Rs. 68.68 Crore. 95% of the works are completed in Non-Railway portion. Construction was delayed due to various reasons particularly the frequent changes made in designs of RoB by Railways. However, works are in brisk progress in the Railway portion now with the RoB project likely to be completed by the end of March 2013.

## Development of Inter City Bus Terminal At Miyapur, Hyderabad on PPP

An Inter City Bus Terminal is proposed in 55 Acres of land of HMDA in Sy No. 20(P) & 28 at Miyapur. The proposed Inter City Bus Terminal at Miyapur will be an Integrated One Stop Facility providing basic needs to commuters and bus operators (private and public including APSRTC), with zero investment from the Government. The Letter of Intent (LOI) was issued by HMDA to the highest bidder. The agency will start the work soon after the agreement is concluded.

## Development of Logistics Parks at Batasingaram and Mangalapally, Hyderabad in PPP Mode

The Logistic Park at Batasingaram on Vijayawada highway (NH9) is on 40.0 Acres and Mangalapally on Nagarjunasagar highway on 22.0 Acres is taken up by HMDA. The project is an Integrated One Stop Facility for freight operators, third party logistic (3PL) service providers, cargo handling companies, truck drivers, warehousing, parking, etc., conceptualized on Public Private Partnership mode with zero investment from the Government. Letter of Intent (LOI) was issued by HMDA to the highest bidders. The agency will start the work soon after the agreement is concluded.

## Development of Residential layout (413.32 Acres) at Uppal Bhagat (v), Uppal (M), R.R District

The HMDA took up development of the Residential layout in 413.32 Acres at Uppal Bhagat (v), Uppal (M), RR District with at a cost of Rs. 143.51Crore. Tenders

were called for an estimated contract value of amount Rs. 95.85 Crore, and works grounded for the development of infrastructure in the proposed layout. The works will be completed within 18 months.

### **Hussain Sagar Lake and Catchment Area Improvement Project funded by Japan International Cooperation Agency**

HMDA has taken up the project of Hussainsagar Lake and Catchment Area Improvement Project with ODA loan from JICA with project outlay of Rs.370 crore.

The project objective are as follows

- To improve the lake water quality by preventing pollutants entering into the lake both at source point & non source point
- To maintain round the year water balance in the lake
- Removal of nutrient rich sediments at lake bed
- Interception & diversion of dry weather flows, and improvement of nalas.
- To improve the overall lake environment and its surroundings for enrichment of biodiversity
- Increasing eco-tourism potentiality .
- The project was taken up in the year 2008 and will be completed by December 2014.
- The works under sewerage component such as 20 MLD and 5 MLD STP's hav been commissioned & 30 MLD STP nearing completion. Construction of interception and diversion structures, ring sewers, trunk sewers have been taken up and are under various stages of progress and completion.
- The shoreline components are also taken up and in advanced stage of completion.
- The dredging of nutrient rich sediments at the mouth of the three nalas viz Balkapur, Banjara and Picket nalas has commenced and will be completed in a years time.

The total of 165.84 Crore expenditure was incurred so far.

### **Nehru Outer Ring Road Project**

The Government of Andhra Pradesh has taken up streenthening of major infrastructure facilities in Hyderabad city one among them being the construction of Outer Ring Road. The 158 Km long ORR passes

through Patancheru (on NH-65) – Kandlakoi near Medchal (on NH-44 towards Nagapur) – Shamirpet (on Rajiv Rahadari) – Ghatkesar (on NH-163 towards Warangal) – Pedda Amberpet (on NH-65 towards Vijayawada) – Shamshabad (on NH-44 towards Srisailam) – Patancheru (on NH-65 towards Mumbai) providing connectivity to various National Highways, State Highways and MDRs. ORR is being taken up as an eight lane access controlled expressway and being implemented in 3 phases.

#### **Phase-I**

From Gachibowli to Shamshabad-24.38 Km works were taken up in 2 contract packages at an estimated cost of Rs.699 crore and commenced in July 2006. The 4-lane ORR stretch was completed and opened for traffic during November, 2008. The 8- lane ORR was opened to traffic in July 2010. Phase-I works including service roads, flyover at Gachibowli and other miscellaneous works have been completed.

#### **Phase-IIA**

Phase II includes the ORR from Narsingi to Patancheru and Shamshabad to Pedda Amberpet of a total length of 62.30Km and divided into 5 contract packages. These works (with an estimated cost of Rs. 2439 Crore) are taken up on BOT (Annuity) basis. Works commenced in December, 2007. Three packages i.e., AP-3, AP-4 and AP-5 from Pedda Amberpet to Bongulur, Bongulur to Tukkguda and Tukkguda to Shamshabad respectively have been completed and opened to traffic from 01.03.2011. Two packages AP-1 and AP-2 from Narsingi to Kollur and Kollur to Patancheru opened to traffic on 18.08.2011.

#### **Phase-IIB**

Phase III includes the ORR from Patancheru to Pedda Amberpet via Kandlakoi, Shamirpet, Ghatkesar of a total length of 71.30 Km and divided into 6 contract packages. The estimated cost is Rs.3,558 Crore and is being taken up with the loan assistance from JICA. The works for the 3 packages from Patancheru to Shamirpet for a length of 38 Kms commenced in June, 2009 and is to be completed in Nov.2011. This stretch of ORR with diversion at Kandlakoi (Near Medchal on NH-44 towards Nagpur) was opened to traffic on 03-12-2012 except for a length of 3 Km where work could not be completed due to High Court Stay Order. The works on the remaining three packages from Shamirpet to



Pedda Amberpet for a length of 33.30 Km commenced in June, 2010 and are programmed to be completed by June, 2013. 5 NH of a length of 83.35 Km have already been widened and improved.

### Objectives of Outer Ring Road

- The ORR provides connectivity to developments in the peripheral areas of the city, Hi-Tech City / Gachibowli and International Airport at Shamshabad.
- The ORR also acts as a bypass to Hyderabad City and reduces, congestion and pollution in the core city
- Relieves congestion in Metropolitan Area and Inner Ring Road.
- Provides linkage to the radial arterial roads.
- Connects the new urban nodes outside the city like, Hitech City, Games Village, Hardware Park, Singapore Township, Biotech Park, Apparel Park and Finance District etc.
- Provides high speed connectivity to 22 forthcoming satellite townships
- Provides quick access to the international airport from strategic parts of the city.
- Provides linkage to MRTS and Bus systems.

### Radial Roads

- The Government of A.P. took up construction of 158 Km long Outer Ring Road to Hyderabad City through HMDA / HGCL.
- 390 Kms kms of 33 Radial have been identified for improvement to provide improved connectivity between Inner Ring Road and Outer Ring Road.
- Out of the 33 Radial roads, 7 Radial Roads viz; RR No. 2,3,4,25,28,29 & 33 of a total length of 53.72 Km at a cost of about Rs 341.17 Crore was completed to connect western and southern sectors of the ORR with IRR by widening to 4/6 lanes.
- It is now proposed to take up improvement of 5. Radial roads viz; RR-5, 11, 16, 22 & 15 of a total length of 54.45 Km at an estimated cost of Rs 287.51 Crore connecting Northern and Western sectors of ORR, with loan assistance from Japan International Cooperation Agency (JICA).

The Government accorded administrative sanction for the Radial Road No. 5 with an outlay of Rs 31.50

Crore and engaged construction supervision consultants for Road No. 5. The Government has permitted procurement process for Radial Road No. 15, subject to the condition that MC, HMDA shall finalize the contract only after obtaining administrative sanction of the Government for Radial Road No. 15. Procurement process for RR-5 & 15 is in progress.

Proposals for an approximate cost of Rs 1500 Crore have been submitted to Government for improvement of the balance 16 Radial roads (for a length of about 195 Km) to accord necessary 'in principle' approval for utilizing available savings under JICA Loan agreement Nos ID-P: 193 & 198 including Forex Savings.

### Hyderabad Metro Rail Project

Government of Andhra Pradesh (GoAP) with the approval of the Government of India has undertaken development of the Hyderabad Metro Rail project to address the increasing traffic congestion and pollution levels in Hyderabad city. With a population of about 8 million, this historic city is a major hub of pharma industry and IT/ITES sectors. Phase-I of the project covers 3 traffic corridors in the city spanning over 72 km with 66 stations. It is the world's largest Metro Rail project being executed in public private partnership (PPP) mode. Out of the total cost of Rs 14,132 crore for this elevated Metro Rail system, Rs 1,458 crore is being given as central assistance by GoI under the VGF scheme. The remaining Rs 12,674 crore is being raised by the Concessionaire M/s. L&T Metro Rail Hyderabad Ltd. (L&TMRHL). Financial closure for the project was achieved within a record period of six months. Additional Rs 1,980 crore is being spent by GoAP for acquisition of 204 acres of private land, shifting of utilities, creation of Right of Way (RoW) through road widening, R&R, pedestrian facilities.

The 72 km Hyderabad Metro Rail project is the world's largest mass transit project being built in Public Private Partnership (PPP) mode. The Hyderabad Metro Rail project has been designed in an innovative way to make it financially viable as very few urban transit projects are financially successful. Property development and commercial exploitation of air space over parking & circulation areas at Metro stations and in the Metro depots will enable the system earn substantial revenues. The financial model envisages generation of about 50% of the revenue from passenger fares, 45% from property development and 5% from advertisements and other miscellaneous sources. The Concession period of

the project is 35 years (including a 5 year construction period) which can be extended by another 25 years.

The project is designed as a totally elevated transit system to be financially viable to reduce carbon foot print in the city. Inter-modal integration with main rail, bus depots, feeder buses in traffic catchment areas, sky-walks below elevated viaduct with landings into nearby residential/commercial complexes, bicycle tracks and other modes of Non-Motorised Transport (NMT), pedestrian facilities, street furniture etc. are part of the project. The project is thus not just a simple mass transit system, but is being used as an opportunity to redesign Hyderabad as a people friendly green city. The elevated stations are being designed as green building stations with emphasis on aesthetics.

## Project Details

- Elevated Metro Rail on piers (pillars) with 2 meter (7ft) ground footprint at about 30 metre (100 ft) spacing
- 10 metre (33 ft) flyover like elevated guideway accommodating two rail lines (up and down)
- Stations at an average distance of 1 km – total 66 stations at 63 locations (3 interchange stations)
  1. Miyapur – LB Nagar (29 km; 27 stations) in 45 minutes (1 hr 44 min by road)
  2. Secunderabad- Falaknuma (15 km; 16 stations) within 22 min (1 hr 10 min by road)
  3. Nagole – Shilparamam (28 km; 23 stations) within 39 min (1 hr 26 min by road)
- State-of-the-art signalling system to ensure high safety standards – CBTC (Communication Based Train Control) technology being introduced for the first time in India
- Video cameras in coaches and CCTVs in stations for better security
- Elegant, lightweight and air-conditioned coaches with automatic door movement with the doors opening only on platforms
- Sophisticated entry & exit gates – access through contactless smart cards.

## Project Status

The Concessionaire L&TMRHL and GoAP have completed the preparatory works by undertaking several parallel activities. GoAP has set up Special Tax Force (STF) headed by the Chief Secretary for regular monitoring of the progress of the project. Depot works at Uppal & Miyapur depots; and pillar construction works between Nagole & Mettuguda (8 km; stage 1 of the project) and between Miyapur & SR Nagar (11km; stage 2) are in full swing. So far 276 pillars, 422 foundations and 1105 viaduct segments have been completed and the construction works are progressing at a fast pace. The project is scheduled to be completed in 5 years from the appointed date (05-07-2012). The first section (Stage-1 & Stage-2) is expected to be opened by the end of 2014 and the entire project will be completed by mid 2017.

Orders for procurement of coaches (Hyundai Rotem, S.Korea), rails (Tata Corus, France), signaling & telecommunication (Thales, France) etc., have already been placed from reputed specialist international companies by the Concessionaire, M/s L&T MRHL.

## Advantages

- Lower energy consumption (1/5th of road vehicles) & significant reduction in air and noise pollution
- High efficiency in urban space usage, occupying only 2 meters (7ft) at ground level 0. One rail line equals 7 bus lanes or 24 car lanes
- A 3 car (coach) train carries 1000 passengers & 6 car train carries 2000 passengers. Hyderabad Metro will carry more than 50,000 passengers per hour per direction
- Substantial reduction in travel time with a maximum speed of 80 kmph and an average speed of 34 kmph (3 times the road speed)
- ‘Seamless travel’ facility through integration with rail terminals, bus depots, MMTS stations & “Merry-go-round” feeder buses to nearby colonies and business areas/offices
- Frequency of 2 to 5 min during peak hours, with cost-effective price slabs to suit common man’s pocket (Rs. 8 to Rs. 19 in 2014)

## Transit

- Not just a Metro, but an urban rejuvenation and redesign effort to transform Hyderabad into a people – friendly green city

- Eco-friendly stations with natural ventilation, skywalks, ramps, escalators, elevators & a host of commuter-friendly facilities
- Metro stations as hubs of social activity & family recreation; provision of street furniture, place for public art, bicycle tracks, greenery etc.
- Promotion of gender equality and women's empowerment
- Easy commute for women, children, elderly and differently-abled
- Creation of 50,000 jobs and generation of many ancillary industries in & around Hyderabad
- Single largest investment in Hyderabad/AP and expected to generate about Rs.50,000 Cr. (Rs. 20,000 Cr. Direct + Rs.30,000 Cr. Indirect) investments in Hyderabad and its surrounding areas. Details about the stages of completion of Metro Rail is shown in Table 30.

**Table 30 : Stages of completion of Metro Rail**

Stage 1	Nagole to Mettuguda	March 21, 2015
Stage 2	Miyapur to SR Nagar	August 15, 2015
Stage 3	Mettuguda to Begumpet	November 14, 2015
Stage 4	Begumpet to Shilparamam	August 15, 2016
Stage 5	SR Nagar to LB Nagar	August 15, 2016
Stage 6	JBS to Faluknuma	January 1, 2017

Source: Hyderabad Metro Rail

Apart from addressing the traffic problems, the project aims at rejuvenating older parts of the city and redesigning Hyderabad city as a people friendly green city and to make it a major destination for global business and investment. On the whole, the project envisages direct investment to a tune of about Rs. 20,000 crore (project cost; property development component; and expenditure being incurred by GoAP) and substantial spin off of investments, which will be triggered by the project. It is one of the largest investments in the State with a potential to create about 50,000 jobs and many ancillary industries in Hyderabad and its surrounding districts.

## RURAL DEVELOPMENT

The Commissionerate of Rural Development implements Rural Development programmes like Watershed Development programme, Self Help Groups and related programmes and Mahatma Gandhi National Rural Employment Guarantee Scheme. As per the 2011(P) census Rural population of Andhra Pradesh is 563.12 Lakh representing 66.51% of the total population. It is possible to increase productivity of degraded lands with proper planning, scientific approach and efficient management and create huge employment opportunities for the poor. It is firmly believed that development of degraded lands is an important input required for eradication of poverty.

Towards this direction, Watersheds development programmes (DPAP, DDP, IWDP, IWMP), Comprehensive Land Development Programmes (Indira prabha under RIDF IX, X, XIII, XV) and Wage Employment Programmes (MGNREGS-AP) are being implemented in the state. All the 3 programmes are being implemented and monitored through software solution RAGAS (Rashtra Grameena Abhivridhi Samacharam). The entire data is uploaded every day into central server and reports displayed on respective websites, thereby bringing in transparency and accountability in these programmes.

### Watershed Development Programmes

Watershed programmes are concentrated only in rainfed areas which have undulating terrain and are prone for degradation of soil (soil erosion). These areas are generally characterized by very poor groundwater. The programme envisages demarking 500 hectare area as a micro watershed. The watershed so delineated is treated for conservation of soil and moisture by following the ridge to valley approach.

A series of structures like sunken pits, rockfill dams, percolation tanks, check dams, farm ponds, earthen bunding, vegetative barriers, plantations etc., are constructed to reduce velocity of water and allow percolation. They also control soil erosion and improve vegetative cover on the land so as to augment productivity. Details about the progress of watersheds is shown in Table 8.31.

**Table 8.31 : Progress of Watersheds** (No.)

Scheme	Sanctioned	Completed	Ongoing
DPAP	4,242	2,966	1,276
DDP	1,054	552	502
IWDP	1,499	738	761
IWMP	552	-	552
Others (EAS, PRLP, APHM)	2,506	2,506	-
Total	9,853	6,762	3,091

Source: Rural Development Department

Watershed development Programmes are being implemented under centrally sponsored schemes of DPAP, DDP and IWDP to combat recurring drought conditions in the state. The main objective of the Watershed Development Programme is encouraging of Integrated Natural Resources Management, following the ridge to valley approach, in select micro watersheds of approximately 500 ha area, with participation of local community. Soil and Moisture Conservation, Water Harvesting, Ground Water Recharge, Improvement of vegetation and Bio-mass, Wasteland Development etc., are the main components of Watershed Development programmes. After Andhra Pradesh Rural livelihoods Project supported by DFID provided necessary learnings on providing sustainable livelihoods to rural poor, promotion of watershed based livelihoods for resource poor was included as another important component of the programme since 2004. In 2008, GOI issued new common guidelines for Watershed Development Projects bringing all schemes under one umbrella and provided for cluster approach wherein, contiguous areas upto 5,000 ha. are to be taken up for treatment. 9,301 watersheds covering an area of 46.50 lakh ha has been taken up for watershed development so far. 4,741 watersheds with an area of 23.70 lakh ha are completed. Presently the following schemes are under implementation.

### A. Drought Prone Area Programme / Desert Development Programme

It is a centrally sponsored scheme funded by the Central and State on 50:50 basis upto IVth batch i.e., 1998-99 and on 75:25 cost sharing basis from 1999-2000 onwards. It is aimed at developing drought prone areas for drought proofing by taking up soil and moisture conservation, water harvesting structures, afforestation and horticulture programmes on a comprehensive micro watershed basis. DPAP scheme is being implemented in 94 DPAP Blocks of the 11 districts and Desert

Development Programme (DDP) is being implemented in 16 Blocks of Ananthapur district since 1995-96. Details of the achievements are shown in Table 8.32.

**Table 8.32 : Achievements under DPAP/ DDP**

Items	2011-12	2012-13 (upto Sep'2012)
No. of Watersheds:		
DPAP	4242	4242
DDP	1054	1054
Expenditure (Rs. crore)		
DPAP	54.04	13.28
DDP	20.09	2.83

Source: Rural Development Department

### B. Integrated Wasteland Development Programme

Rapid depletion of green cover and vast stretches of marginal lands lying fallow, are causing enormous ecological imbalance and decreasing productivity because of soil erosion and marginalization of lands. Massive integrated wasteland development project was under taken during 1992 with 100% central assistance to arrest this. The state dry land development programme underwent a major change from 1995-96 with the introduction of new watershed guidelines. IWDP is implemented in non-DPAP blocks of DPAP districts and in all non-DPAP Districts. New guidelines called Hariyali are being implemented in watersheds since 2003-04. The area is treated with soil and moisture conservation works, water harvesting structures, afforestation from ridge to valley concept. The achievements details of these watershed s are shown in Table 8.33.

**Table 8.33 : Water sheds under IWDP**

	2011-12	2012-13 (up to September 2012)
No. of Watersheds -	1499	1499
Expenditure (Rs. Cr)-	10.43	3.03

Source: Rural Development Department

### C. Integrated Watershed Management Programme

This is a centrally sponsored scheme funded by the Central and State Government on 90:10 funding basis. The main aim of IWMP is to restore ecological balance

by harnessing, conserving and developing degraded natural resource such as soil, vegetative cover and water. Prevention of soil run-off, regeneration of natural vegetation, rain water harvesting and recharging of ground water table are few outcomes of these programs. This enables multi-cropping, introduction of diverse agro-based activities, and help provide sustainable livelihoods to people in watershed areas.

IWMP programme has defined appropriate institutional arrangements, budget allocations, capacity building strategies and project management cycle. The proposed processes integrate gender, equity and livelihood concerns in the framework of Watershed Development programme. Details about the achievements under this programme are shown in Table 8.34.

**Table 8.34 : Watershed Development**

	2011-12	2012-13 (Upto Sept.2012)
No. of Watersheds	454	552
Expenditure (Rs. Cr)	54.81	132.39

Source: Rural Development Department

## D. Indira Prabha Comprehensive Land Development Project

The main objective of the scheme is to provide an Integrated and Comprehensive Livelihood options and development of compact blocks of assigned land owned by poor SC, ST, BC and other communities. A minimum of 50% physical and financial benefits go in favour of SCs and 10% for STs. The project was launched in November, 2004. An amount of Rs.670.01 crore has been sanctioned under RIDF-IX, X, XIII and XV Projects covering an area of 6.31 lakh acres belonging to 4.46 lakh families. RIDF-IX and RIDF-X were launched in November 2004 and RIDF-XIII in October 2008 and RIDF-XV in January-2010.

## E. RIDF-IX

NABARD sanctioned 827 Projects with financial outlay of Rs.200.31 crore. An expenditure of Rs.152.00 crore was incurred and 1.73 lakh acres area developed benefiting 1.29 lakh families. The project is completed.

## F. RIDF-X

NABARD sanctioned 836 Projects with financial outlay of Rs.248.60 crore. An expenditure of Rs.185.00 crore was incurred and 1.76 lakh acres area developed benefiting 1.36 lakh families. The project is completed.

## G. RIDF-XIII

NABARD sanctioned 22 projects, one in each district, with a financial outlay of Rs. 150.26 crore. An expenditure of Rs. 123.80 crore was incurred upto Sep,2012 and the project is under progress.

## H. RIDF -XV

NABARD sanctioned 19 projects in 19 districts, with a financial outlay of Rs.70.83 crore. An amount of Rs.27.33 Crore was spent upto September 2012. The project is under progress. An amount of Rs.12.50 crore was released and Rs.17.09 crore expenditure incurred including previous years balances during 2012-13(upto September-2012).

## I. Indira Jala Prabha RIDF - XVII

It is proposed to implement Indira Jala Prabha (IJP) a project to provide irrigation facilities, under RIDF-XVII and in convergence with NREGS to consolidate gains made in land Development project of MGNREGS and to ensure sustainable and comprehensive development of land securing livelihoods. INDIRA Jala Prabha (IJP) a MGNREGA- RIDF convergence project aims at changing 10 lakh acres of fallow and uncultivated irrigated lands and is one of flagship programmes of the Government. The project shall be taken up in all 22 districts in the state.

Government initially sanctioned Rs. 400 crore under RIDF-XVII and Rs. 400.00 crore from convergence with MGNREGS for Indira Jala Prabha. The Project is to be completed in 3 years. An amount of Rs. 55.00 crore was released and Rs. 14.91 crore expenditure incurred in 2012-13 up to Sep.12.

## Mahatma Gandhi National Rural Employment Guarantee Scheme

Mahatma Gandhi National Rural Employment Guarantee Act gives legal guarantee of providing at least 100 days of wage employment to rural households whose adult members are willing to do unskilled manual labour. The

objective of the Act is to supplement wage employment opportunities in rural areas and build up durable assets in the process. This programme is implemented in 22 districts of the state except Hyderabad.

Government of Andhra Pradesh launched MGNREGS on February 2, 2006 in 13 districts of the state. The scheme was subsequently expanded to all the districts by April 2008. The innovations like payment of wages through offices, Rural SSR, IT driven implementation and social audit system for public vigilance has kept the State in forefront in implementation of the programme at the national level. Continuing the efforts to enhance efficiency and transparency and technology integration and processes streamlining have been introduced that have improved AP model of MGNREGS implementation.

The state has also taken up necessary steps to convey to wage seekers that MGNREGS is a scheme aimed not only at providing wage employment to the unskilled labour, but also for creating durable assets and thereby enhancing livelihoods of the poorest of the poor in rural areas. Development of fallow lands belonging to SC/ST/Small and marginal farmers, restoration of water bodies, horticulture, bund plantations, roads, GP buildings and Mandal level buildings are few of the durable assets created under the scheme.

### Performance of MGNREGS (since inception of the scheme)

MGNREGS is being implemented in 21,861 gram panchayats covering 69,010 rural habitations of the state in 1098 mandals. Since the inception of the scheme 91.3 lakh rural households were provided employment and a total of 1.89crore rural labour accessed the scheme. The total expenditure incurred in implementation of the scheme was Rs. 22,834 Crore with Rs 16,839 Crore wage expenditure and Rs. 4398 Crore spent on material expenditure. The average wage rate per day amounts to Rs. 93.37. 180.4 Crore total person days were generated. About 48.8 lakh households were provided 100 days of wage employment over the last six years.

### Performance During 2012-13 (upto Oct.12)

- Rs. 3688 Cr. expenditure was incurred out of which Rs. 2932 Cr was paid as wages to labourers and Rs. 484 Cr spent on material cost.
- 54.75 lakh households were provided wage

employment with an average employment of 50.2 days per household.

- 99.4 Lakh wage seekers reported to work during the year
- 27.7 Cr with an average wage rate of Rs. 105.85 per day per person man-days were generated during the year
- 6.5 Lakh number of households completed 100 days during the year
- Labour : Material Ratio during the year was 86:14

Over view of NREGS is shown in Table 8.35.

**Table 8.35 : Overview of MGNREGS-AP**

Item	2012-13 (up to Oct.12)	Cumulative
Total No. of Job Cards issued (Lakh)	3.67	128
No. of Works Completed (Lakh)	3.3	23.87
Total Expenditure (Rs. Crore)	3688	22834
No. of Households provided wage employment (Lakh)	54.75	93.7
No.of Individuals provided wage employment (Lakh)	99.37	189
Person days generated (Crore)	27.7	180.35
No. of households completed 100 days (Lakh)	6.5	48.8
Average no. of days employment provided per household	50.61	-
Average Wage rate per day per person -(Rs.)	105.85	93.37

Source: Rural Development Department

## **Best Practices**

### **End to End IT Utilization**

#### **Rashtriya Grameenabhivruddhi Samacharam**

The use of ICT becomes necessary especially in registration of wage seekers, estimation of works, disbursement of wages and effective monitoring for ensuring transparency in the execution of MGNREGS in Andhra Pradesh. The transaction based software issues job cards, maintains shelf of projects, generates estimates, issues work commencement letters, updates muster rolls and generates pay orders. The RAGAS software has now been converted from Offline mode to Online mode.

## **Web Reports**

Web reports provide detailed information under various sections and subsections covering all aspects of MGNREGS activities. The user can access all reports in the website [www.nrega.ap.gov.in](http://www.nrega.ap.gov.in) which offers information related to employment generation, physical and financial performance. Pay slips are generated by the computer and distributed to the labour at their door steps. Pay slips carry information about the amount of wages deposited in the accounts of the labourer.

## **Electronic Fund management System**

E-FMS was established to put in place an efficient mechanism for online money transfers. E-FMS was introduced to address the difficulty in handling various accounts at various levels (state level, district level and mandal level) and to address accountability issues. This system helps in avoiding parking of funds in some places and empowers all blocks and Panchayats uninterrupted access to funds a through central server.

## **Electronic Muster and Measurement System**

e- MMS is designed to ensure complete transparency in implementation of MGNREGS programme by obtaining electronic data directly from worksite to the website on day to day basis from all villages. The musters and measurements information is sent electronically through mobile technology. eMMS is being implemented in all districts except Nizamabad. In Nizamabad, biometric eMMs is in implementation. Live musters are uploaded to the server directly from the field and can be viewed on the web on day to day basis.

## **Shrama Shakti Sanghas (Labour Groups)**

10-30 labourers are formed into labour groups in this group system. Providing continuous assured employment for poor rural Households for 100 days is the key objective for the formation of SSS groups. These groups were created for better cohesiveness, coordination and better worksite management. Fudging of muster rolls and fake entries can be easily identified and avoided through this.

## **Quality Control Wing**

Government of Andhra Pradesh constituted a separate Quality Control Cell with a retired Engineer-in-chief as Chief Quality Control Officer for ensuring quality of created durable assets. Three Q.C engineering divisions in three regions were created to check quality of the works taken up. 62 teams were formed with Senior Quality Control Officers and Junior. Quality Control Officers to conduct inspections and submit reports on execution. These not only check the quality but also build the capacity of Technical assistants and engineering consultants.

## **Vigilance Teams**

A strong vigilance wing was established to ensure transparency and accountability. Special Vigilance wing was formed at the State and district level for taking up follow-up on Social Audit findings. Chief Vigilance Officer who is a senior officer is the head of the wing and is responsible for the functioning of the vigilance teams. District vigilance teams are positioned to strengthen vigilance and social audit follow up.

## **Grievance Redressal**

A grievance redressal call center with toll free numbers (040155321&1800-200-4455) have been established for registering grievance of wage seekers to be redressed. 26,709 complaints were redressed upto October12 out of the total 26,963 grievances registered.

## **Social Audit**

A full-fledged Social Audit Unit system was established at the State level with exclusive staff. So far Social Audit was conducted in 1,095 mandals in 22 Districts in the 1st round; 1075 mandals in 2nd round, 1079 mandals in 3rd round, 921 mandals in 4th round and 276 mandals in 5th round. This is an effective tool to check corruption and to enhance accountability to people.

## Social Audit Follow-up Action (up to Sept 2012)

Total Amount objected in Social Audit was Rs 133.8 Cr out of which Rs 60.17 Cr was confirmed as misappropriated. The amounts dropped after verification was Rs. 13.7 Cr. Amount recovered was Rs. 20.2 Cr. & amount to be recovered is Rs. 39.95 Cr. A total of 892 Fixed Tenure Employees (FTEs) were suspended and 3,929 FTEs were removed from service which includes 3374 Field Assistants. The total number of FIRs booked was 162. 14,538 (includes Mates, CSPs etc.) are the other removals.

## Mobile Courts

The A.P. Promotion of Social Audit and Prevention of Corrupt Practices, Act 3 of 2012, was promulgated for speedy trial of offences committed by personnel indulging in corrupt practices in the implementation of the programme including those identified by Social Audit. Efforts are being made to launch criminal prosecution against persons involved in mis-appropriation in the implementation of the scheme through Special Mobile Courts.

## Wage Payments through Post Office Accounts/ Smart card

Payments through smartcards was initiated to ensure that intended wage seeker receives timely payments and also to ensure that the right beneficiary receives the wage payments. The payments to labour in villages are being done through a biometric identification process with the help of Smart Cards. This process makes use of finger print technology to issue biometric smart cards to each beneficiary at the village level. Out of the total proposed 21,916 GPs, disbursement through BC model was covered in 17798 GPs which also included 2428 postal biometric. In the remaining 4118 GPs payments are made through Postal Department through VOs.

## Special Strategy – Chenchu Primitive Tribal Group

A special strategy has been formulated exclusively for the ultra-poor Chenchu Primitive Tribal Group living in Nallamala forest region. Under this strategy, every Chenchu laborer is provided with continuous wage employment through-out the year. Every Chenchu laborer is assured of Rs 1000 every month. 4 special Chenchu offices opened under the NREGS Chenchu Project

at Achampet (Mahabubnagar), Atmakur (Kurnool), Yerragondapalem (Prakasam) and Macherla (Guntur). Rs. 36 Crore expenditure was incurred in the Chenchu areas since implementation of MGNREGS.

## Special Strategy – ITDAs (Tribal Region)

Apart from implementation through Programme Officer/MPDO, certain works are also taken up through Project Officer – ITDAs. Works like check dams, roads, GP buildings & mandal buildings in ITDA areas are taken up through ITDAs. Horticulture is given importance and plantations like Coffee, Mango, Rubber and Cashew were predominantly taken up in ITDA areas.

## Expenditure on Assets under MGNREGS

1. Land Development: Land Development is taken up to develop fallow lands of SC/ST's, to enhance and diversify livelihood options of the poor by bringing these lands under diversified farming systems. 34 lakh acres of fallow land and degraded cultivable land was taken up with an expenditure of Rs. 5925 Cr. benefitting 26.5 lakh SC/ST/Small & Marginal farmers.
2. Restoration of Minor Irrigation Tanks: 18131 MI tanks restoration works were taken up with an expenditure of Rs. 3430 Cr and 8.56 lakh acres of ayacut stabilized
3. Rural Connectivity (Roads): 28,882 kms length of roads were taken up with an expenditure of Rs. 1981 Cr. to improve connectivity to 17,388 unconnected rural habitations.
4. Desilting of Canals, Field Channels & Feeder Channels: Rs.1085 Cr was spent to stabilize ayacut under field and feeder channels. An ayacut of 5.2 lakh acres was stabilized by desilting 1.55 lakh kms of canals, feeder channels etc.
5. Percolation & Mini Percolation Tanks: 1.2 lakh percolation and mini percolation tanks were constructed with an expenditure of Rs. 793 Cr, to improve groundwater table thereby increasing the direct and indirect ayacut, resulting in storing 900 lakh cubic meters of water.
6. Earthen Bunding: Earthen bunding was taken up in 8.5 lakh acres for soil and water conservation and for improving fertility of the soil with an expenditure of Rs. 760 Cr.



7. Silt Application: Silt application was taken up in 9.7 lakh acres with an expenditure of Rs. 630 Cr. for improving the soil fertility of fallow and degraded cultivable lands, which could contribute to 20-30% increase in yield.
8. Farm Ponds: 1.2 lakh farm ponds were taken up with an expenditure of Rs.280 Cr., for water conservation, which resulted in storage of 146 lakh cubic meters of rainwater
9. Restoration of Open wells: 12,050 open wells were restored with an expenditure of Rs. 13.8 Cr., which resulted in stabilizing 18,075 acres.
10. Horticulture: 5.8 lakh acres plantations were taken up with an expenditure of Rs. 721 crs benefitting 4.8 lakh SC / ST / Small and marginal farmers to create sustainable livelihood opportunities to SC/ST/Small & Marginal Farmers
11. Bund Plantation: the key objective of this scheme was to create assets on SC/ST and small and marginal farmers lands without sacrificing main agriculture of farmers. Planting long gestation timber species was therefore taken up on bunds and boundaries . In 2012, bund/boundary plantation was taken up on around 3 lakh farmers' lands. Beneficiaries are mainly SC/ST and small and marginal farmers. 11 crore of saplings were planted with an expenditure of Rs. 100 Cr.
12. GP Buildings: GP buildings were taken up to support MGNREGS activities at GP level and for record keeping. 1988 GP building were completed & 4629 are in progress at an expenditure of Rs. 257 Cr.
13. Mandal Level buildings: Mandal buildings are proposed and are being taken up to provide exclusive offices at mandal levels. 38 buildings were completed & work is in progress in 1028. Rs. 71 Cr expenditure has been incurred until now.

Details of Assets created under MGNREGS are shown in Table 8.36.

**Table 8.36 : Assets created under MGNREGS  
(as on Dec 31st 2012)**

Work	Expenditure (Rs.crore)	Asset created
Land development (lakh Acres)	5925	34
MI Tanks including Desiltation(Nos)	3430	18131
Roads (Kms)	1981	28882
Desilting of Canals- lakh Kms	1085	1.55
Perculation &Mini Perculation Tanks (lakh Nos)	793	1.2
Earthen Bunding-(lakh Acres)	760	8.5
Silt Application (lakh Acres)	630	9.7
Farm ponds ( lakh Nos)	280	1.2
Restoration of Wells-(Nos)	14	12050
Horticulture (lakh Acres)	721	5.8
Bund Plantation (Nos in crores saplings)	100	11
G.P.Buildings (Nos)	257	1988
Mandal level Buildings(Nos)	71	38
SC ST Colonies (Nos)	27	700
MI Tanks including Desiltation(Nos)	3430	18131
Perculation &Mini Perculation Tanks (lakh Nos)	793	1.2
Roads to unconnected habitations ( Works)	102	1851
Others	4014	

Source: Rural Development Department

## Awards

The NREGS-AP software and website have been recognized as one of the best ICT solutions in the country and abroad. ICT solution of NREGS AP has won the following awards so far

- Award for Excellence in e-governance 2006
- Manthan award for best e-content website 2007
- Bronze Medal in National e governance awards for government website 2007-2008
- Special mention at “Stockholm Challenge Award – 2008” on 22-05-08 for its excellence in use of Information Technology
- Finalist in Stockholm GKP awards 2007
- Runner up in Thailand e gov awards 2007
- NASSCOM Social Innovations awards 2011

## Convergence

The Rural Development Department is also implementing MGNREGS in convergence with various line Departments like Panchayat Raj & Engineering departments for construction of GP buildings & Mandal buildings, Roads works etc.; Forest Department for raising seedlings for horticulture and bund plantation; ITDAs for effective implementation in ITDA areas; RWS department for building individual household latrines; and SERP for generating sustainable agriculture projects.

---

## POVERTY ALLEVIATION AND SOCIAL ASSISTANCE PROGRAMMES

### Society for Elimination of Rural Poverty

The Society for Elimination of Rural Poverty (SERP) was established by the Government of Andhra Pradesh as a sensitive supportive structure to facilitate social mobilization of rural poor women in 22 rural districts. SERP is unique for being a Government Institution working exclusively on the demand side by bringing in a new paradigm of development and poverty elimination through empowerment of rural poor. It works by building and nurturing self help groups (SHGs) of women and

their federations. SERP works on a comprehensive multi dimensional poverty alleviation strategy by focusing on building institutions of poor, leveraging resources through commercial banks, livelihood value chain, human development value chain and to reduce risks faced by poor women through social safety nets and entitlements.

### Indira Kranthi Patham (IKP)

The main objective of Indira Kranthi Patham (IKP) is to enable all poor rural families in the state to improve their livelihoods and quality of life. The target group of IKP are all households below poverty line, starting from the poorest of the poor. It attempts to overcome poverty by focusing on Convergence of Land, CMSA, Dairy, Health, Education and Nutrition. The project emphasis is on livelihood issues of the poor, and poorest of the poor, with a focus on sustainable rainfed farming systems, value addition to agriculture produce, job creation and non-farm employment opportunities and reduction of risks faced by the poor through creation of social safety nets and entitlements.

### Building Strong / Sustainable Institutions for the Poor

The institutions of poor that have already been formed have to be nurtured towards self management. It is essential to have a focused approach for the poorest of poor to address the needs of the most vulnerable sections of the society. Their concerns and priorities have to be accorded top priority. Similarly, stabilizing livelihoods of poor existing institutional strength has to be enhanced for managing relatively complex operations. At present there are 1,15,48,174 SHG members in 10,59,101 SHGs organized into 38,821 Village Organizations (VOs) and 1098 Mandal Samakhyas(MSs). In addition to the above (MSs), there are 406 Mandal Vikalangula Sangams, 4 Zilla Vikalangula Samakhyas, 17 Chenchu Mandal Samakhyas, 7 Fishermen Mandal Samakhyas and 20 Yanadi Mandal Samakhyas in the State. The total savings & corpus of SHG members up to September 2012 was Rs.4054.44 crore and Rs.5871.91 crore respectively. The social capital created during the project period up to September, 2012 was 1,73,841.

Community Based Organisations (CBOs) are operating many financial transactions involving collection, sanction, repayment of amounts pertaining to SHG-Bank linkage, Community Investment Fund (CIF) loans, internal lending, collection/deposit of thrift amount

weekly etc. The total corpus being operated by all the SHGs together amounts to Rs. 5,871.91 Cr. Currently each SHG and each federation has a book-keeper who maintains books manually.

SERP has initiated m-Bookkeeping throughout the state by identifying and appointing 38,000 villages Mobile-Bookkeepers (VMBKs) and conducting training for them at the AC Cluster level both in DPMUs and TPMUs. Besides them, training is also imparted to 208 DMGs, 432 MMTs and 342 IB CCs for implementation of m-Bookkeeping. m-Bookkeeping is being implemented in 90.49% of SHGs i.e. 9.58 Lakh SHGs out of 10.59 Lakh by the end of September, 2012. M/S Blue Frog Technologies has appointed one person in every district for addressing technical issues arising in the implementation of m-Bookkeeping.

### Financial Access

Community Investment Fund (CIF) from project side and linkages from bank side are provided to poor women SHG members to encourage the poor including disadvantaged groups and communities access credit facility services seamlessly and to improve their livelihoods. CIF supports the poor in prioritizing livelihood needs by investing in proposed sub-projects implemented by the Community Based Organizations (CBOs). The cumulative Community Investment Fund(CIF) expenditure up to March 2012 was Rs.1088.07 Crore and the total numbers of beneficiaries were 29.99 Lakh. The SHG Bank Linkage is a great success story in the State. SERP facilitated Rs.3244.98 crore of Bank Loans to 1,30,085 SHGs up to September 2012 in 2012-13.

### Pavala Vaddi

“Pavala Vaddi” scheme was introduced in 2004 to reduce financial burden on self help groups. Government provides an incentive in the form of reimbursement of interest above 3% per annum on loans taken by the self help groups under this scheme. Rs.895.37 crore was reimbursed to 19,83,319 groups, totaling to the provision of an amount of Rs.1967.42 crore since inception of the scheme up to September, 2012. The Government of AP announced an improved incentive scheme for SHGs repaying installment promptly from the present Pavalavaddi to 0% interest (Vaddileni Runalu) effective from 1.1.2012 that is being implemented in true spirit. Under Vaddi LeniRunalu (VLR) scheme the entire interest charged by the bank gets reimbursed by

the Government provided the SHG has repaid the loan on time. That means, the SHG needs to repay only the principal with the government taking care of repaying the interest charged by the bank. The government will directly credit the interest in the loan account of the SHG, if the installments are paid on time. The repayment date is (24th of every month) uniform across the state, under VLR scheme. The SHGs can also avail a grace period till the end of the month to be eligible under VLR. All SHGs which have taken bank loans are eligible for Vaddileni Runalu, whose borrowings do not exceed Rs.5.00 Lakh. Rs.162.54 crore loans was released to 5,08,676 SHGs up to September 2012 under this scheme. Details of Bank linkages and Pavala Vaddi are shown in Annexure 8.13.

### Sthree Nidhi Credit Cooperative Federation Ltd.

This is a flagship programme of the Government promoted by the Government and the Mandal Samakhya to supplement credit flow from banking sector. Sthree Nidhi provides timely and affordable credit to poor SHG members as a part of the overall strategy of SERP for poverty alleviation. As SHGs can access hassle free credit from Sthree Nidhi as and when required using their mobile and they do not see any need to borrow from other sources at usurious rates of interest. Sthree Nidhi is in a position to extend credit to SHGs even in far flung areas of the state within 48 hours to meet credit needs for exigencies like health, education and other income generation needs like agriculture, dairy and other activities. As credit availability is linked to grading of MS and VOs, community is keen to improve functioning of the same to access higher amount of credit limits from Sthree Nidhi.

Sthree Nidhi disbursed Rs.365 crore loans covering 919 MSs, 12857 VOs, 62546 SHGs and 237809 members in the last one year i.e from 6th Oct 2011 to the end of September, 2012. So far, the State Government contributed Rs 110.00 crore and the MSs contributed Rs 75 Crore as share capital. Sthree Nidhi accessed loans from Andhra Bank and State Bank of Hyderabad to the tune of Rs 175 crore and some other banks are expected to sanction loans by the end of October. Sthree Nidhi charges 14% to SHG members on loans of which 1% each is shared with MS and VO for meeting monitoring expenses. It is projected that during the year 2012-13, credit flow will be to the tune of Rs. 1500 crore which

includes credit flow to urban SHGs and also to the poorest of the poor SHG members under Unnathi-PoP livelihood programme covering about 3.00 lakh PoP Households. It is also planned to provide credit support to SHGs with PwD members.

### Sustainable and Diversified Livelihoods

SERP has made livelihood based interventions through Land access to the poor, Sustainable Agriculture, Dairy, Non-farm Livelihoods, Jobs for Rural Youth to provide Sustainable Livelihoods to the poorest of the poor.

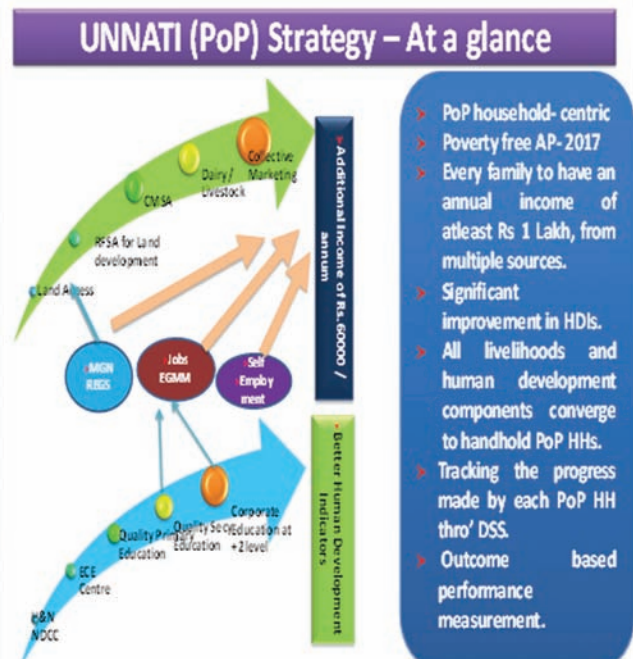
Land represents a fundamental asset to rural families. It is a primary source of income, security and status. Land access to the poor is designed to enable and support the poor in getting enhanced access to land in convergence with revenue department. It facilitates poor to have control over their land in terms of having secure title, handling their lands locked in courts/disputes. 4.30 lakh cases relating to land disputes of poor were resolved and created accessibility to 8.76 lakh acres to SHG members.

Land Inventory was taken with the financial support of MGNREGS in 22,833 Revenue Villages of 956 Mandals in the State. The objective was to map the lands of the SCs/STs, facilitate secure title and possession and facilitation of land development under MGNREGS and other programmes to increase incomes by accessing sustainable agriculture programmes like CMSA/RFSA etc. 17,93,591 having land (58%) and 12,77,109 landless (42%) out of 30,70,700 households were identified. A total of 23,49,392 issues covering 23.26 lakh acres of land were identified. The entire data collected from Land inventory has been made available on the web. Moreover, a Mandal land team (a Paralegal or a Community Surveyor) has been positioned in 734 mandals across the state. Resolution of land issues identified by the SC/ST land inventory conducted by IKP was one of the agenda items in Revenue Sadassulu conducted by GoAP during January – February 2012. Out of the 19.63 lakh pending land issues in working mandals covering an extent of 23.22 lakh acres, 66% of the issues had already been resolved till the month end. Capturing status of land issues into web based application is going on and about 88% has been already been captured as on 9th September 2012.

Unnati– Nirupedala Samagrabhivruddhi strategy is focused on improving the standard of living, enable social inclusion and assist the disadvantaged and vulnerable groups come out of poverty through intensive handholding. The two key expected outcomes

from this programme are that all target households earn a minimum of Rs. 1.20 lakh income per annum from multiple livelihood sources over a period of 3 years and that significant improvement is affected in human development indicators. It is being implemented in 339 mandals, 3163 GPs across 22 districts covering 6.2 lakh PoP households (only SC & ST community) with the support of around 8015 Community Activists in phase-1. Around 82560 PoP families were identified based on their assetlessness and vulnerable conditions from these villages and their livelihoods supported through PoP fund, Land lease and Sthreenidhi Special Livelihoods since April 2011 till date. In addition, entitlements like 45571 ration cards, 96444 MGNREGA Job cards and 83064 social security pensions were ensured for eligible PoP families / members. Also 88074 eligible but left over women members were brought under SHG coverage with the formation of 7630 SHGs.

The Unnati programme was expanded to 282 mandals, 2022 grampanchayats covering 3013 VOs having 7.2 lakh SC/ST families including villages covered under IWMP-PoP tie up in Phase-2. Unnati programme was taken up in 621 mandals, 5185 G.Ps covering 13.4 lakh HHs. The major thrust areas are ensuring entitlements and supporting livelihoods of selected PoP families. On the whole, phases 1 & 2 of Unnati Programme is being implemented in 621 mandals, 5185 GPs, 8110 VOs and 15.9 lakh PoP families. In phase 3, all other remaining VOs and mandals will be covered with initial focus being on ensuring entitlements.



## Community Managed Sustainable Agriculture

To reduce cost of cultivation and increase net income, Community Managed Sustainable Agriculture (CMSA) is being encouraged, to reduce input costs by making available organic and locally made fertilizers & pesticides. CMSA is being implemented in 11000 villages in 653 mandals of 22 districts, in 38.71 lakh acres with 19.67 lakh farmers in 2012-13. 29.09 lakh acres area was brought under CMSA fold by benefitting 17.07 Lakh farmers in the current fiscal year upto September, 2012. POP Strategy, 36 X 36 models and SRI Paddy are the key flagship programmes identified under CMSA during 2011-12. Savings have increased from Rs.1,000 in case of Paddy to Rs.16,000/, and additional incomes to Chilli farmers also increased from Rs.5,000 to Rs.10,000 per Acre with CMSA practices. POP strategy facilitates land lease to landless labourers and promotes CMSA practices in these lands. SRI system of paddy is cultivated in 0.25 Acre and 36 X 36 model or 7 tire model or poly crops in the remaining 0.25 Acres to earn a net income of Rs.50,000. The main objective of this strategy is to convert net wage seekers to food producers with household nutritional security.

## Livestock and Poultry Development

Dairy Development was started for ensuring remunerative price to milk through CBOs managing bulk milk cooling units and village milk procurement centers in two mandals (Yellareddy of Nizamabad and Addakal of Mahaboobnagar) in two districts in 2006-07. The state achieved a high of CBOs managing 187 BMCUs and procuring milk from more than 1,51,000 pourers of 4225 Village Milk procurement centers by the end of September 2012. The IKP managed BMCUs procured a minimum of 1,97,028 LPD (April 2011) and maximum of 3,36,449 LPD (Jan 2012) with the cumulative milk procured increasing to 10,02,47,630 liters from April 2011 to March 2012 and 1,20,82,844 liters in 2011-12 up to Sep.12. The process of ensuring minimum support price to milk has now gained momentum and the focus of LPD unit changed to strengthening backward linkages to dairying.

It was decided to strengthen certain activities like perennial Green Fodder Production by establishing APBN Fodder nurseries in 189 mandals, supply of quality concentrate feed, proper breeding services and animal health access to enhance production and productivity of milk. The grounding of Milch animals

and small ruminants is in progress in PoP mandals with due stress on family incomes of SC and ST members.

Government of Andhra Pradesh launched the State Milk Mission with an outlay of Rs.5332 crore to be spent in 4 years starting from 2011-12. State Milk Mission intends to almost double milk production by 2014-15. The scheme envisages rearing of Milch Animals in group mode i.e. Mini Dairy model which is called Pala Pragathi Kendram (PPK). Each eligible SHG group will be facilitated to take up community dairy farming with 8 milch animals housed under single shelter. They will grow perennial fodder in 1.25 Acres land near the cattle shed and milking will be done with the help of hand operated milking machine. Fodder will be conserved by using power operated chaff cutter. The SHG members can engage services of one or two persons in the village or can do it themselves. The Mission was launched on 17-01-2012 in China Gottimukkala village of Shivampeta mandal in Medak District. About 168 PPKs have been grounded in the state up to Sep.12.

## The Community Marketing

strategy of the project intends to enable small, and marginal farmers and NTFP collectors obtain best price for their agricultural commodities and forest produce. Marketing interventions through IKP VOs is being promoted mainly to eliminate unfair trade practices, to increase bargaining power of the small and marginal farmers in rural areas and also to generate employment/income to the VOs. The VOs successfully implemented village level collective marketing of Paddy, Maize, Neem, Red gram, Cashew, and NTFP besides Agricultural Inputs etc. The marketing interventions of IKP have registered a significant increase this financial year with pick up in paddy procurement activity. Details of the marketing interventions are shown in Table 8.37.

**Table 8.37 : Collective Marketing**

Item	2010-11	2011-12	2012-13 (Sep 12)
MMS Involved (No.)	839	955	368
VOs involved (No.)	1341	2051	1023
Families Covered (Lakh Nos.)	1.30	4.83	2.89
Commodities Handled(No)	65	23	3
Volume (lakh Quintals)	40.78	241.56	78.53
Turnover (Rs. Cr)	418.87	2543.35	785.35

Source: SERP-Rural Development Department

Among the various marketing initiatives taken up by SERP, Paddy procurement is predominant in many districts. VOs procured a total of 78.53 lakh quintals of agriculture produce worth Rs. 785.35 crore in 2012-13 (up to September 2012).

### **Employment Generation & Marketing Mission**

EGMM was set up to address the needs of next generation of large network of SHGs created and nurtured by IKP. It aims to create employment/ employability for rural/ tribal underprivileged youth. It works in public-private partnership mode to identify, train and place youth in entry level corporate jobs in hospitality, retail, sales, tourism, banking, rural BPOs, manufacturing, textiles and construction sectors. The total number of jobs created up to 2011-12 was 4,18,021. An extensive employment survey was conducted in rural areas across the state. It was planned to develop a database of rural employed youth for assessing training needs, work interests and thereby provide employment/ employability for rural youth. 52,898 rural unemployed youth were trained and 34,902 placed by EGMM during current financial year up to end of September 2012.

### **Social and Human Development**

Issues like social action for gender equity, recognizing people with disabilities among the poorest of the poor, health and nutrition intervention, quality education through community participation as inter- generational poverty alleviation strategy were covered under Social and Human Development (addressing Millennium Goals).

Gender strategy envisages that poor women are able to access and control assets, incomes, avail services available at individual and village level. It seeks to prevent discrimination against girl child, tackle domestic violence, help women increase understanding of intra family equity issues, encourage free mobility and ensure safe environment. 1101 Mandal Level Social Action Committees were formed with 11010 members under this component. There are 609 Community Managed Family Counseling Centers run by SHG women. 13,878 Village Organisation Social Action Committees with a membership of 1,35,226 were formed upto September, 2012. Women in the villages are actively mobilized into V.O. Social Action Committees (VOSACs) to work on social issues and gender discrimination cases. 43,152 cases were dealt with and 32,017 cases resolved together by these committees and family counseling centers up

to September 2012. SERP plays an important role in preventing infanticide by organizing women into Self Help Groups.

### **Inclusive Development of People With Disabilities**

Inclusive development of people with disabilities (PWDs) is a critical component of SERP's interventions, which focuses on enhancing livelihood, functioning, and community-integration of PWDs and their families. The disability interventions of IKP enabled organization and development of CBOs of more than 3.77 Lakh persons with disabilities in the rural areas. Intensive activities are being carried out in 816 mandals. 3,77,891 Persons with Disabilities (PwDs) were organized into 41,695 exclusive SHGs and 406 MVS and 4 Zilla Samakhya in the State. PwDs were given assistance of Rs.221.50 crore through CIF, bank loans and revolving fund for enhancing their livelihood. Further, provision of assessment, treatment and rehabilitation services were made through community managed interventions through 101 neighborhood centers. 5312 surgical corrections were carried out and 43,697 assistive devices issued to PwDs free of cost in the programme mandals.

### **Software for Assessment of Disability for Access Rehabilitation and Empowerment**

It is proposed to assess all disabled persons and a new record of disability percentage is to be created. All existing disability certificates are to be replaced by reassessing persons with disabilities by concerned District Medical Boards. So far 10.10 Lakh PwDs were assessed against the target of 11.55 Lakh. 2, 68,112 were covered under Janasree Bheema Yojana (JBY). 15342 Srama Shakti Sanghams were formed by 103178 exclusive PwDs under MGNREGS. Centre for Person with Disability Livelihoods (CPDL) provided 1668 placements in the Public Sector as against 2517 who were trained.

The major goal of Health & Nutrition under the APRPRP is to create convergence with line departments by looking at gaps in existing public health & nutrition services that are provided by line departments. It is being implemented in 2969 pilot mandals covering 6336 Village organizations of the state.

The extensive health & nutrition strategies adopted across 314 mandals include fixed schedule for regular capacity building of stake holders at mandal and district levels, institutionalization of the fixed Nutrition and Health Days (NH days) in convergence with line

departments and regular health savings by 2.83 Lakh members in 47752 SHGs to an amount of Rs.5.9 crore as safety nets for health emergencies. The intensive health and nutrition strategies focus on intensive health CRP strategy. 600 best practitioners from pilot mandals are working as health CRPs. Health CRP strategy is being implemented in 4264 Nutrition cum day care centers since January 2007. 98% safe deliveries and no low birth weight babies have been reported in members who attend Nutrition cum day care centers. There have been no maternal, infant & neonatal deaths in 26,690 deliveries of members enrolled at the 4264 nutrition centers.

### **Community Managed Education Services**

Presently 2010 ECE centers are functioning in 84 mandals in 15 districts with 34,150 children. Trainings are being given to ECE instructors and cluster coordinators in the District Resource Centres established in 9 districts. 114 new ECE centers are going to be established in existing 4 districts with Chenchu, Yanadi and ST population

Another ongoing program - quality improvement programme in Government Schools and Ashram schools is under process in 120 mandals, 1898 Gram Panchayats in 10 ITDA areas. This is facilitated through community (SHG women) participation by forming Educational sub committees at VO and MS level. The program also includes Human Development Plan targets like 100% child labor free villages, RTE (Right to Education) Act, improving quality in Government schools and Ashram schools etc. While education sub committees were formed at MS level they are under the process of creation in GP level in ITDA areas.

### **Accessing Social Safety Nets and Entitlements**

Dr.Y.S.R. Abhaya Hastham, AABY and Social Security Pensions were designed to cover SHG members access to social safety nets and entitlements. The State Government has introduced pension scheme for SHG women to provide income security in their old age and social security to all women SHG members to enable them lead secure life with dignity in old age. Social security interventions protect the poor from shocks from sudden death and disability, provide financial security and dignity to old SHG Women, reduce transitory poverty, and prevent poor people from falling into deeper poverty.

Dr. Y S R AbhayaHastham, a co-contributory pension and insurance scheme was launched on 1st November

2009. This scheme is for all IKP SHG women active in SHGs for atleast a year. All AABY enrolled members are also covered under Janashree BimaYojana (JBY) having similar benefits. A total of 48.70 lakh members have been enrolled into the scheme. Currently 5.07 lakh pensioners receive Rs. 500 per month pension under the scheme. Both AABY and JBY have add-on scholarship benefit. Students studying 9th, 10th, Inter and ITI are eligible to receive Rs. 100 per month. It also covers insurance of women enrolled under the scheme, in addition to the monthly pension given to persons between 18 to 59 years under JBY Scheme. 48.70 Lakh SHG members are enrolled into Dr. YSR AbhayaHastham Scheme. An amount of Rs. 309.67 Crs for the year 2009-10 and Rs. 152.00 Crs towards Government co-contribution for the year 2010-11, and Rs.150 Crs for the year 2011-12 has been transferred to LIC of India towards members' contribution. Further 143 Crs for 2009-10, Rs.69.53 Crs for 2010-11, and Rs.135.54 Crs for 2011-12, (Policy year) was paid to LIC towards Government co-contribution.

### **Aam Aadmi Jeevitha Bima Yojana**

is a prestigious group insurance scheme launched by the Government of A.P for the benefit of 38.00 lakh rural landless agricultural labourers in March 2008. The Government entrusted SHG-Federations called Zilla Samakhya's the responsibility of playing an active role in the implementation of the programme. Under this group insurance scheme the Life Insurance Corporation of India (LIC) provides insurance cover of Rs.30,000 for natural deaths and Rs.75,000 for accidental death for a premium of Rs.320 (previously Rs. 200). The Rs.320 premium is shared by the Central Government and State Government on 50:50 basis. 52.00 Lakh rural landless labourers have been covered under 'Aam Aadmi Bima Yojana (AABY). 49 lakh landless agricultural laborers were provided insurance cover and 39 lakh SHG women covered under Janashree Bima Yojana (JBY). The Zilla Samakhya's have verified the policy data and claim settlement of claims has commenced. SERP has enrolled 0.60 lakh SHG women and their family member under the National Pension System Lite "Swavalambana Scheme. Details about the financial and physical achievements of IKP are given in Annexure 8.14 and 8.15.

### **Poverty Alleviation and Social Assistance Programmes**

The State Government has taken "Self Help Group" as a theme to eradicate poverty in the state. It is

contemplated to bring all poor women into the fold of Self Help groups. Special budgetary provision is being made in the state budget for Self Help groups apart from the support from ongoing centrally sponsored scheme of Swarnajayanti Gram Swarozgar Yojana (SGSY) programme of self employment scheme. Banks also extend credit support to SHGs in a big way with interest subsidy. Deprived poor families are being assisted under pension programme and family benefit scheme.

### Swarnajayanthi Gram Swarozgar Yojana

This was a centrally sponsored scheme funded by the Government of India and the State Government in the ratio of 75:25. All existing schemes upto 1998 – 99 like IRDP, TRYSEM, Toolkits, DWCRA, GKY and MWS have been merged in the new scheme called - Swarnajayanthi Gram Swarozgar Yojana (SGSY) that came into existence on 1.4.99. The objective of SGSY is to uplift poor families above poverty line by providing them income generating assets through a mix of bank credit and Government subsidy. The key element in this programme are the choice of activity based on local resources and aptitude as well as the skills of Swarozgaris. Funds under the scheme are utilized for providing assistance to SHGs and individual swarozgaris, for creating infrastructure and for training of swarozgaris. Details about SGSY performance are given in Annexure 8.16.

### National Rural Livelihoods Mission

National Rural Livelihoods Mission (NRLM) was launched by the Ministry of Rural Development (MoRD), Government of India in June 2011 replacing SGSY. It is a centrally sponsored scheme funded by the GOI and the State Government in the ratio of 75:25. The Mission aims at creating efficient and effective institutional platforms of rural poor enabling them increase household income through sustainable livelihood enhancements and improved access to financial services and is aided in part through investment support by the World Bank.

NRLM was set out with an agenda to cover BPL households in villages through self-managed Self Help Groups (SHGs) and federated institutions and support them for livelihoods collectives. In addition, poor will be supported to increase their access to rights, entitlements and public services, diversified risk and better social empowerment indicators. NRLM believes in harnessing the innate capabilities of the poor and complement

them with capacities (information, knowledge, skills, tools, finance and collectivization) to participate in the growing economy of the country.

### Key Features of NRLM

#### A. Social Inclusion and Universal Social Mobilization

- a. Universal social mobilization
- b. Promotion of intuitions of poor
- c. Training, capacity building and skill building
- d. Revolving fund and capital subsidy
- e. Universal Financial Inclusion and institution building and
- f. Provision of interest subsidy

#### B. Livelihoods Promotion

- a. The NRLM Livelihoods Promotion is focused on 'vulnerability reduction' and 'livelihoods enhancement' through expanding and enhancing existing livelihoods options and tapping new opportunities within key universally practiced livelihoods like agriculture, livestock, fisheries, forest produce collection etc.;
  - i Mahila Kisan Sashaktikaran Pariyojana
  - ii Infrastructure and Marketing Support Fund for Livelihoods
- b. 'Skilled wage employment' – for building skills for the job market outside;
  - i Skill Development and Placements
- c. 'Enterprise' - nurture self-employed and entrepreneurs (for micro- enterprises).

#### C. Convergence and Partnerships

NRLM will ensure that states agencies (SRLM) develop partnerships with major government programmes and build synergies to address different dimensions of poverty and deprivation. Focus would be on:

- Entitlements – PDS, MGNREGS, social security, Right to Education.
- Improving quality of life – health and nutrition, clean drinking water, sanitation, permanent housing, electricity etc.



- Enhancing capabilities – elementary education, vocational, technical education, skills enhancement etc.
- Creating livelihoods opportunities – institutional finance, agriculture, animal husbandry, watersheds, MSME development, food processing etc.
- Physical infrastructure schemes – roads, electricity, telecommunications etc.
- NRLM/SRLM makes efforts to create convergence with Ministries of Panchayati Raj, Human Resource Development, Agriculture, Animal Husbandry, Food Processing, Health & Family Welfare, Textiles, MSME (KVK), Women and Child Development, Financial Services, Tourism etc programmes

## Partnerships

NRLM will partner with NGOs and CSOs, (within the ambit of the national framework for partnership with NGO and CSOs) who will share learning expertise, costs and resources, take up implementation, create supportive roles and tasks at various levels and support NRLM/SRLM in taking decisions.

NRLM works with RBI, NABARD, Banks and other financial institutions, and insurance companies to bring Public-Public, Public-Private and Public – Private - Community Partnerships to build key livelihoods sectors. Physical targets & achievements under NRLM during 2012-13 up to Dec.2012 are given in Table 8.38

**Table 8.38 : Status of National Rural Livelihoods Mission**

Item/sub item name	Achievement (No)
No of Individual Swarozgaries assisted	27,717
No of SC Individual Swarozgaries assisted	18,202
No of ST Individual Swarozgaries assisted	5,216
No of Disabled Individual Swarozgaries assisted	250
Self Help Groups	
Formed under NRLM	20217
Income generating activities provided	2,40,952

Source: SERP-Rural Development Department

## Women Self Help Groups

Self help movement through savings has been taken up on a massive scale for poor rural women. The success of Self Help Groups in Andhra Pradesh has been a national model and presently has 10.59 lakh groups covering 115.55 lakh of poor rural women.

## Social Assistance Programmes

All pensions which were looked after by the departments concerned have been transferred to the Rural Development department for implementation from the year 2006-07. The rate of pension is Rs. 200/- p.m. for all pensioners except disabled persons and Rs. 500/- p.m. for disabled pensioners. A total of 76.09 Lakh, pensions are targeted to be distributed every month. An amount of Rs. 1922.37 crore was provided in the budget, Rs.1941.03 crore was released, Rs.2069.00 crore distributed to 69.04 lakh pensioners in 2011-12. Rs. 2178.44 Crore was allocated in budget, Rs. 1089.22 Crore released and Rs. 1108.55 Crore distributed to 68.05 lakh pensioners. (up to Sep.'12) in 2012-13.

### A. Old Age Pensions

An amount of Rs. 316.27 crore was provided in the budget, Rs. 334.45 crore released and Rs. 380.83 crore distributed to 15.08 lakh pensioners in 2011-12. Rs. 368.14 crore was provided in the budget to cover 16.11 lakh pensioners, about Rs. 184.07 crore was released and Rs. 189.12 crore distributed to 15.08 lakh pensioners (up to Sep'2011) for 2012-13.

### B. Indiramma Pensions to Old Persons and Widows

An amount of Rs. 1105.60 crore was provided in the budget to cover 50.13 lakh pensioners under these categories in 2011-12. Rs. 1105.60 crore was released and Rs. 1202.44 crore distributed to 45.76 lakh pensioners in 2011-12. An amount of Rs. 1239.35 crore was provided in the budget to cover 50.13 Lakh pensioners under these categories. An amount of Rs. 619.68 crore was released and Rs. 659.94 crore distributed to 44.80 Lakh pensioners (up to Sep'2012) for 2012-13.

### C. Indiramma Pensions to Disabled Persons

The Eligibility for this are disabled persons having a minimum of 40% disability. A total of 8.84 Lakh disabled pensions are being given at a cost of Rs. 476.50 crore. The rate of pension has been enhanced to Rs. 500/- p.m. from November 2008 onwards (payable in Dec, 2008) for all disabled pensioners.

An amount of Rs. 476.50 crore was provided in the budget to cover 8,84,246 pensioners, Rs 476.50 crore was released and Rs. 477.44 crore distributed to 7.86 lakh pensioners in 2011-12. An amount of Rs. 546.46 crore was provided in the budget to cover 8.84 Lakh

pensioners , Rs 273.23 crore was released and Rs. 255.27 crore distributed to 7.84 lakh pensioners (upto Sep' 2012) in 2012-13.

## D. Toddy Tappers

Government has decided to sanction Old Age Pensions at Rs. 200/- p.m. to tappers who are the members of Toddy Cooperative Societies (TCS) or to an individual Tapper under the Tree for Tappers (TFI) Scheme and who have completed 50 years of age as on 1.2.2009. An amount of Rs. 24.48 crore was provided in the budget to cover 100000 Tappers, Rs 24.28crore was released and Rs. 8.30 crore distributed to 33,878 Tappers in 2011-12. An amount of Rs. 24.48 crore was provided in the budget to cover 1.00 lakh pensioners, Rs 12.24 crore was released and Rs. 4.42 crore distributed to 33,552 Tappers (upto Sep' 2012) in 2012-13. Details of pensions are shown in 8.39.

**Table 8.39 : Pensions**

Scheme	Existing Pensions	
	2011-12	2012-13 (upto Sep'12)
<b>NOAP (Rs.crore / No. of Pensioners)</b>		
Allocation	316.27	368.14
Releases	334.45	184.07
Expenditure	380.83	189.12
Pensioners	1507891	1508163
<b>Indiramma Pensions to Disabled Persons</b>		
Allocation	476.50	546.46
Releases	476.50	273.23
Expenditure	477.44	255.27
Pensioners	786110	784097
<b>Indiramma Pensions to Old Age Persons &amp; Widows</b>		
Allocation	1105.60	1239.35
Releases	1105.60	619.68
Expenditure	1202.44	659.94
Pensioners	4575946	4479671
<b>Toddy Tappers</b>		
Allocation	24.48	24.48
Releases	24.48	12.24
Expenditure	8.29	4.22
Pensioners	33878	33552
<b>NFBS</b>		
Allocation	10.00	29.00
Releases	32.02	14.50
Expenditure	22.37	17.61
Families assisted	44739	35213

Source: SERP-Rural Development Department

## E. National Family Benefit Scheme

The Government of India introduced the National Social Assistance Programme (NSAP) w.e.f. 15.08.1995 with three components. National Family Benefit Scheme is one of the components of NSAP. The aim of the project is to provide lump sum family benefit for households below poverty line on death of the primary breadwinner in bereaved family. Primary breadwinner is the member male or female of the household whose earnings contribute largest proportion to the total household income. Death of such a primary breadwinner should have occurred in the 18-64 years age group. An amount of Rs.5000/- is provided as a one time grant to the bereaved family.

Under the Family Benefit Scheme, an amount of Rs. 10.00 crore was provided in the budget and Rs. 32.02 crore released and Rs. 22.37 crore distributed to 44739 families during the year 2011-12. An amount of Rs. 29.00 crore was provided in the budget, Rs. 14.50 crore released and Rs.17.61 crore distributed to 35213 families (upto Sep'2012) in 2012-13.

## Remote and Interior Areas Development

Remote and Interior Areas Development (RIAD) Department was formed for improving the Socio Economic conditions of people living in remote and interior areas. 332 mandals covering 5622 habitations were identified for providing infrastructure like Roads, Drinking water, Electrification, Health, Education, Women & Child Welfare. The programme is being financed by NABARD and being executed through Panchayat Raj /Roads and Buildings Engineering wings. Works have been taken up under 12th Finance Commission and Rural Infrastructure Development Fund (RIDF). The connectivity programme as undertaken by the Government from 2006-07 under 12th Finance Commission grant and various tranches of RIDF through assistance of NABARD are as follows:

## Twelfth Finance Commission Works

An amount of Rs.175 Crore was sanctioned to RIAD department at Rs.43.75 Crore per year for a period of 4 years starting from 2006-07 under Twelfth Finance Commission. 268 road works to the tune of Rs.260 crore were taken up and executed through Panchayat Raj Department during 2006-07 to 2009-10 and 26 road works costing Rs.70 crore were taken up through R & B Department during 2009-10. Most of the works have been completed and a few are under progress.

## **Rural Infrastructure Development Fund Programme**

The RIDF Programme was implemented with the assistance of NABARD from RIDF Tranches XI to XVII from 2006-07 to December 2012. The programme mainly envisages connectivity, and construction of school building works. 640 works worth Rs.859 crore were taken up during the period of its implementation. More than 80% of works were completed and the remaining works are under progress.

Under RIDF XVIII 93 works worth Rs.135.71 crore were sanctioned by NABARD in 2012-13.

## **Backward Region Grant Fund**

Government of India launched the Backward Region Grant Fund (BRGF) Programme from 2007-08. Strengthening participation of the local self Government of both rural local bodies is the most important component of the programme. This programme was extended for 12th Plan period from 2012-13 to 2016-17.

The main objective of the programme is to redress regional imbalance in development by providing funds to bridge critical gaps in local infrastructure. The programme is being implemented in 13 districts in the State with an allocation of Rs.376.77 crore under Development Grant and Rs.13 crore under Capacity Building grant during 2012-13.

A total of 48,327 works with an estimated cost of Rs.568.29 Cr.(which includes 13,625 works with an amount of Rs.138.66 Cr.) under SC Sub-Plan and 6871 works with an amount of Rs.80.17 crore under ST Sub-Plan were taken up under this. It also took up 19333 spill-over works with an estimated cost of Rs.295.26 crore for the year 2012-13. An amount of rupees 197.07 Crore has been spent during the year 2012-13 upto December 2012.

## **Rajiv Palle Bata**

Rajiv Palle Bata initiates dialogue between leaders and the people. People and their elected representatives are the twin motors powering our vibrant democracy. People get an opportunity to represent their problems directly to their leaders. The leadership, in turn, benefits from public feed back about governmental policies. This symbiosis reinforces democratic process. During his visits to the districts, Honorable C.M. receives petitions and gives assurances to people serving community needs.

The programme was started in 2004. 54,541 petitions were received in the entire state of which about 98.02% were responded to. About 1,195 assurances were made during public interactions out of which, 1080 (90.38%) were redressed and 107(8.95) assurances are under different stages of implementation and 8 (0.67) are yet to be redressed.

Assurances given during the programme was generally fulfilled by meeting expenditure from the budget of respective departments. However from 2005-06 onwards Government started earmarking some plan funds under Rajiv Palle Bata Scheme which acts as a limited cushion for sanction of works wherever necessary. An amount of 463.22 crore was sanctioned under the programme up to 31.3.2012. No works were sanctioned under RPB in the years 2009-10, 2010-11, 2011-12 and 2012-13. Allocated amount is being released partly for completion of ongoing works which were sanctioned during the year 2008-09.

An amount of Rs.15.00 crore was provided under the programme in 2012-13. Out of these funds, an amount of Rs.3.385 crore was released to districts for completion of ongoing RPB works.

## **Pulivendula Area Development Agency**

Villages in Andhra Pradesh are at different stages of development. While those in prosperous regions achieved significant development, a majority of the villages in backward areas remain under-developed. On account of this government identified a workable strategy of identifying a few villages where integrated development can be brought about through planned interventions and use these villages as model to inspire and motivate other villages to emulate the same path.

The Government released Rs.299.11 crore during 2004-05 to 2011-12 to develop 103 identified villages covering 7 mandals in YSR District under “Model Village Scheme” on a pilot basis for continuing infrastructure development in identified villages of the area as per the action plan contemplated by the Pulivendula Area Development Agency. The Government provided an amount of Rs, 100 Lakh for the year 2012-13 B.E.

## **Area Development Authority, Piler**

A novel scheme called Area Development Authority, Piler with headquarters at Kalikiri of Chittoor district was created to bring about integrated development in Piler Assembly Constituency through planned interventions and use this constituency as a model to

inspire and motivate all other constituencies to emulate the same path. The Government provided an amount of Rs.5000.00 Lakh for the year 2011-12 B.E. and an amount of Rs.5000.00 Lakh for the year 2012-13 B.E. and released Rs.2500.00 Lakh for implementation of the scheme.

## Rachabanda Programme

Rachabanda is a mass campaign programme intended to motivate and instill confidence in public by redressing their grievances on the spot and to take administration to the door steps of the people. It was also conceived as programme to oversee implementation of developmental programmes, improve delivery mechanism to targeted people and to take stock of situation at focal GP level by elected representatives and a team of public servants in their own territory.

The first round of Rachabanda was held from 24th January to 12th February, 2011 on identified thrust areas like: 1. Ration Cards 2.Pensions 3.Abhayastam 4.Arogyasri 5.Housing 6.NREGA Cards 7.Pavala Vaddi – Rural and urban IKP – Mentoring of defunct groups. 31 lakh persons benefited under these identified areas and about 88 lakh fresh applications were also received.

Inspired by the success of the 1st round of Rachabanda and to ensure fulfilling of promises made during 1st round of Rachabanda in a phased manner, the Government started the second round of Rachabanda programme in 2011.

The second round of rachabanda was started from 2nd November, 2011 in the entire State and continued till the end of the month, wherein the month was observed a welfare month. The essential thrust areas in the second round of rachabanda were: Distribution of Ration cards (24 lakh Coupons); Distribution of Pensions (5 lakh including disabled pensions); and Distribution of sanction orders under Housing (6.00 Lakh). In addition, other priority areas like drinking water supply and sanitation in schools, Mahila Samaikya, Indira Jal Prabha and holding of Rythu Mahila Sadassulu in Telangana districts and streamlining Anganwadi centres were the other programmes covered during the month long programme. Benefit/ asset distribution was done at the mandal level.

About 21.43 lakh ration cards/coupons and 5.21 lakh pensions were distributed and 2.87 lakh houses sanctioned during Rachabanda-II. Fresh applications received during this programme are being redressed in a phased manner.

## Prajapatham

Prajapatham is an interaction programme between the public, their elected representatives and a team of public servants in their own territory. Prajapatham focuses on a set of priority issues, appropriate for the time of the year and area / habitation concerned. It involves all public representatives' right from Member of Parliament to the grass root level representatives.

Inspired by the success and response from people the previous four successive rounds of Prajapatham programme (2005, 2006, 2007, 2008, and 2010) the Government conducted this programme in 2012 also. The programme covered all Gram Panchayats / Wards in the State in 2012 from 15th April to 5th May'12.

The six identified priority areas of Prajapatham 2011 were MGNREGS; Drinking Water (Rural and Urban); Seven hours Power supply to farmers; Health issues (Visits to PHC/CHC, Arogyasri, 108 and 104 services) ; Pavala Vaddi (IKP –Rural & Urban); Distribution of Pavala Vaddi to farmers; and Distribution of Input subsidy to farmers.

## Indiramma Bata

Indiramma Bata Programme was launched on 14th July, 2012 to assess the status and outreach of developmental and welfare programmes being implemented in the State. The main aim of the programme is to instil confidence in the public by taking the administration to the door steps of the people. As a part of the programme, Chief Minister, all Ministers, MPs., MLAs and MLCs visit different areas in Constituencies in all districts to interact with people, personally assess whether benefits of various programmes are reaching deserving poor and to fill gaps if any. The Programme proposes to review and monitor all flagship programmes in the field, inspect works and interact with target group of stakeholders and beneficiaries directly.

Surprise inspections will be undertaken to assess performance of FP shops, hospitals (PHC/CHC), hostels, schools and public infrastructure facilities in housing colonies etc.,

This programme was conducted in 11 districts of Srikakulam, E.Godavari, W.Godavari, Krishna, Prakasam, Kurnool Khammam, Mahaboobnagar, Ranga Reddy, Medak and Visakhapatnam up to Dec 2012.

439 assurances were made under this programme in this period. 76 assurances were addressed, 240 are under progress and 123 are pending.